The League of Silent Flight

The Origins of the League of Silent Flight U. S. A. 1968

&

The Formation of L. S. F. Australia – 1978 And Ensuing History

Rev. July 2017

TABLE OF CONTENTS

(*To quickly access a topic, hold CTRL and click on desired item*)

THE LSF STORY 6

Genesis 6

Formation of the League of Silent Flight 8

BYLAWS of THE LEAGUE OF SILENT FLIGHT U.S.A. 11

ORIGINS OF THE L.S.F. (AUST.) & THE JERILDERIE TOURNAMENT 19

BILL MILLGATE 22

BYLAWS OF L. S. F. AUSTRALIA 24

THE LEAGUE OF SILENT FLIGHT (A POEM) 26

LETTERS RE-STATING L. S. F. PHILOSOPHY AND GUIDELINES. 27

H. Warren Plohr, President, LSF Executive Board 27

Letter From Scott Christensen: (USA LSF 001) 29

John Vennerholm, Secretary, LSF (USA).. 30

SOARING ACCOMPLISHMENT PROGRAM – 31

Voucher for level I II III IV V 31

Soaring accomplishments 32

LSF/USA – Competition Proposals 1971 33

The Electrical Soaring Achievement Program – ESAP 34

The League Of Silent Flight (another poem) 36

You're LSF 37

NEWSLETTER EXTRACTS 38

KARTOON KORNER 53

2005 – The start of SCALE at JERILDERIE 65

HISTORY OF JERILDERIE, TOWN AND DISTRICT, 1848 - 1993 77

WINNERS - L. S. F. TOURNAMENTS, JERILDERIE 79

LSF AUSTRALIA – COMPETITION RESULTS 86

THE INVITATION 86

Inaugural LSF Soaring Tournament, 26 - 27 August 1978, Jerilderie, N.S.W. ... 89

2nd L.S.F. Annual Competition - 25 & 26 August 1979 95

3rd L.S.F. Annual Soaring Tournament, - 23-24 August 1980 99

4th L.S.F. Annual Soaring Tournament, - 6-8 June 1981 101

5th L.S.F. Soaring Tournament, 9 – 11 October 1982 106

6th L.S.F. Annual Soaring Tournament, 7 – 9 May 1983 - Jerilderie, N.S.W. 110

7th L.S.F. Annual Soaring Tournament, 9-11 June 1984 114

1985 – L.S.F. State & Regional Tournaments 117

Victoria – Model Aircraft Club of Sunbury 117

N. S. W. – Armidale (New England Model Aircraft Club Field) 117
8th L.S.F. Tournament, 8-10 June 1985 117
9th L.S.F. Tournament, 7-9 June 1986 119
10th L.S.F. Annual Soaring Tournament, 6-8 June 1987 121
Inaugural Tournament of Champions 121
11th L.S.F. Annual Soaring Tournament, 11-13 June 1988 123
12th L.S.F. Annual Soaring Tournament, 10-12 June 1989 126
13th L.S.F Annual Soaring Tournament, 9-11 June 1990 129
*14th L.S.F Annual Soaring Tournament, 8-10 June 1991 131
15th L.S.F Annual Soaring Tournament, 6 – 8 June 1992 133
16th L.S.F. Tournament, 12 – 14 June 1993 136
17th L.S.F. Annual Tournament, 11-13 June 1994 139
18th L.S.F Annual Tournament, 10-12 June 1995 141
19th L.S.F. Annual Soaring Tournament , 4-8 April 1996 (Easter) 143
Sanyo Soaring Symposium – Nic Wright & Daryl Perkins visit 143
F3B Results 143
Thermal Results 144
20th L.S.F. Annual Tournament, 7-9 June 1997 146
1997 R/C Hand Launch Glider – (Inaugural Event) 147
21st L.S.F. Annual Tournament, 6-8 June 1998 147
22nd L.S.F. Tournament, 12-14 June 1999 150
23rd L.S.F. Tournament, 10-12 June 2000 151
24th L.S.F. Annual Soaring Tournament, 9-11 June 2001 153
25th L.S.F. Tournament, 8-10 June 2002 155
26th L.S.F Soaring Tournament, 7-9 June 2003 157
27th L.S.F. Tournament - 5-7 June 2004 158
28th L.S.F. Tournament - 11-13 June 2005 160
29th L.S.F. Tournament - 10-12 June 2006 162
30th L.S.F. Tournament – 9-11 June 2007 163
31st L.S.F. Tournament – 7-9 June 2008 166
32nd L.S.F. Tournament – 6-8 June 2009 168
33rd L.S.F. Tournament – 12–14 June 2010 170
34th L.S.F. Tournament – 11-13 June 2011 174
35th L.S.F. Tournament – 9 – 11 June 2012 175
36th L.S.F. Tournament – 8 - 10 June 2013 176
37th L.S.F. Tournament – 7 – 9 June 2014 - Jerilderie, N.S.W. 177
38th L.S.F. Tournament – 6 – 8 June 2015 - Jerilderie, N.S.W. 178
39th L.S.F. Tournament – 11 – 13 June 2016 - Jerilderie, N.S.W. 178

40th L.S.F. Tournament – 10 – 12 June 2017 - Jerilderie, N.S.W. **180**

THE END **182**

PLEASE READ ME

This 'History of the League of Silent Flight" has been created to reflect:-
How it all began, Why it all happened, Who was involved in making it happen,
How it has been enjoyed, in what way, and by whom, over the ensuing years.
However, there are many un-answered questions relating to the above as you will find further into this document.
Please read on and if you can provide any pertinent information that will:
Right any wrongs,
Provide information where there is none, like Jerilderie Competition results, i.e.
Best performed First Timer
Best performed Junior
Postal Competitions results and ultimate Winner (Many results still needed on this one)
Airborne Trophy Winner(Perfect Score)
Landing Points Trophy(Highest score in Landing points only)
Hand Launch Glider
More recent divisions in the comp: Expert Advanced Novice
..... however, the listing of the above elements is very hit and miss
Name names where names should be named!! and
Provide whatever help that you can to make this document more relevant and correct, so that we all may know how it all "really began".
If you have any information, please send it, better ten times over than not at all.

Des Bayliss
15 Mason St.,
Ferntree Gully 3156
(03) 97587657 Mob 0448757094
dezbayliss@bigpond.com

Questions that still need to be resolved??????????

Can anybody confirm the requirement to have 25 members with Level 1 to form the Aust. Chapter? If so, who were they?? This seems contrary to ARTICLE VII BELOW !!!

VARMS advertised at ELWOOD, an "Un-official Thermal Flying Meet" at ELWOOD, VIC., for April 14th 1974 (Easter) as L.S.F. qualifying rounds, was this to get people to Level I in a push for a National Chapter????

Does anybody have information about the "Thermal" weekend held at Jerilderie for Nov. 19 & 20 1977. VARMS advertised same?? Why did it happen?? It seems obvious that it was a precursor to the FIRST Tournament in 1978, one year later??
Whose idea was it to have the Tournament in 1978?? Did it arise out of the 1977 "Gliding weekend". (I know Bill Millgate was involved here as the central figure at Jerilderie).

With reference to Article VII of the USA Bylaws below; who was pushing for, or had control of the setting up of the Aust. Chapter??
This "allegedly" occurred at the Tournament in 1978??
Who did all the paperwork with the LSF USA etc, etc.
Is there any documentation proclaiming or ratifying the 'creation' of the Aust. Chapter??

The following is extracted from the Bylaws of LSF/USA:

ARTICLE VII – NATIONAL CHAPTERS

Section 7 – The LSF member population of any nation may petition the LSF Executive Board for recognition as a National Chapter. The petition must include the name, address,

LSF Member Number and signature of at least fifteen (15) Members, a copy of the Bylaws proposed for the Chapter, and identification of the Chairman pro tem.

The LSF Story

By Scott Christensen, LSF 001
(Written in 1988, and submitted by Bob Steele, President of the LSF
and as it appeared in R/C Soaring Digest, December 1997)

Genesis

Soaring, as an activity within the R/C community, in the mid to late 60's, was very interesting. Believe it or not, R/C soaring had been around a long time up to that point, but had never really "caught on". There was probably soaring activity going on in a lot of areas of the U.S, as well as Europe, but this activity tended to be fairly low key and was reported in the magazines only sporadically.

However, designs were being developed, contests were being held, and this momentum of activity was beginning to be reported on in the magazines. Fortunately, for the as yet to be formed LSF, some well-placed individuals were taking an active interest in R/C soaring, and were in a position to report on this activity in the modelling press. Two of these individuals were Jerry Nelson and Ken Willard. As fate would have it, these two gentlemen would later play an important role in getting the LSF into national prominence, and keeping it there for a reasonable amount of incubation time.

I had lived in and around the San Francisco Bay Area since my discharge from the Air Force in 1965. At that time, I moved to San Jose and started my new job with Fairchild Semiconductor in Mountain View. Geographically, all of the lower San Francisco Bay communities were close to each other and it was possible to meet the people from all of these areas at a single flying site. Flying sites for R/C thermal duration sailplanes per se, did not exist. What you had to do was find a site that was far enough away from other, powered R/C activity, so as not to create a conflict of any kind. Fortunately, there was just such a site in San Jose: Del Mar High School. It was at this site, in 1967, that I met and flew with Duane Hyer, Keith Brewster, and Le Gray. The four of us had a lot in common in terms of model aircraft backgrounds, but most importantly, we got along very well and quickly became good friends. There were several other "Del Mar regulars" who, along with the four of us, gathered every weekend to fly.

Most designs being flown in those days were scratch-built, due to the fact that there just was not much available commercially. It came down to the Kurwi (a great airplane) and some imported kits, primarily Wik, that flew OK, but were not all that easy to build. In short, it was a time of heavy design activity, essentially no classes of models, and very embryonic-type contests.

During this time, at the Del Mar High School site, we were busy "making-up" and flying our own contests. We even had our own winch. In those days, the winch was located directly upwind of the pilot, 300 to 400 yards away, and was operated by a fellow who "stood winch duty" through one complete rotation of pilots present. He was then replaced by the next guy in rotation, and so forth. The winch was a simple 6-volt affair, using a car starter motor and a homemade take-in drum with heavy phenolic sides. Most significantly, there was no turn-around: the winch and its operator were very remote from the pilot, and all start/stop signals to the operator were relayed by flags, waved by yet a third individual, who stood near the pilot! If the turn-around system had been invented, this bit of technology had not yet made it to the Bay Area. Compounding all of these launch procedures and requirements was the fact that we were all completely convinced that the safest way to get a sailplane into the air was with an R.O.G. launch!

The contests themselves consisted of literally staying up the longest and landing the airplane back on the same field. Your time started when your hand let go of the model, and stopped when the model touched the ground. (Yes, your time on the winch, during launch, counted in your flight time. I can recall even doing a few rudimentary "cross-country" type contests, where you launched your model, were given a period of time to find lift, and then declared your proposed flight distance

from the field. So, say you launched your model, a few minutes later found some lift (always a total surprise), started climbing and, at the end of, say five minutes asked to declare your distance. You looked at your model's altitude, figured you could safely get a half mile away and still get back, so declared "1/2 mile". You were led over to the back of someone's grungy pick-up truck, deposited in the back, and the driver took off, using the odometer to determine the intended 1/2 mile. This was more than often done without any regard to wind direction or pilot-related input. Once the driver was 1/2 mile away, he stopped the vehicle, stepped out, and became the witness to the outward bound aircraft actually passing overhead. Another variation was to see who could fly the most "laps" between the winch location and the pilot himself.

In all of this, we placed little, if any emphasis on landings, other than stipulating that the pilot had to land on the same field he took off from. The flying part of these contests had a kind of "sameness" to them, and it was not very long before we all were searching for another aspect to the flight that would be: a) prototypical, and b) easily judged or measured. This quickly ruled out aerobatics (too subjective and not necessarily prototypical), limbo (Believe it or not, this was tried but, only once, with disastrous results.), and speed (This seemed like a good idea, until it was explained to people, at which time we figured there would be maybe two people who might try it.). Somebody, I honestly don't remember who, came up with a "scale runway landing", which would be the conclusion to each contestant's flight. This thing was laid out with two parallel lines, 12' apart, which were the 'edges' of the runway. The length of these lines was about 20'. At first, all that was required of the pilot was to land his airplane, right side up, inside of this 12' X 20' rectangle. If he did this, he'd be awarded another 30 seconds to his flight score. This whole idea proved both popular and a challenge, because all of these airplanes had a wheel on the bottom for the required R.O.G. take-offs! Well, it didn't take long for virtually everyone to learn how to land in this box, and we were just about back to square one.

Then, one day a great and simple truth struck us when one of us took off our flying hat, threw it onto the grass, and announced, "For a quarter, I'll hit that hat!" Someone yelled, "You're on," and literally put a quarter into the hat. The pilot didn't hit the hat, but the nose of his model came to rest within 6" of it! A great landing by anyone's standards. I remember every flyer at the field standing there looking at the hat, the quarter, and the nose of that airplane. I don't think anyone said a thing for a full minute. What we had just seen was the birth (to the best of our knowledge) of the "spot landing". Funny how things evolve though, because what really occurred to all of us, when we viewed this scene, was a way to GAMBLE with our models! You guessed it! That hat (or, "spot") was quickly filled with the pilot's ante, and the money was awarded at the end of each round to the guy who came the closest with the nose of the model. Word spread quickly, and now, instead of the usual 9 to 12 contestants we expected for our contests, we were looking at 20 to 25 people every Saturday! This aspect of our contests had really put fresh spark in the pilots because, besides being fun (and it was), spot landings could be lucrative. Competition became intense; money, regardless of the amount, does that, and the amount of money in the hat quickly escalated. I recall completely cleaning the entire nose off of one of my sailplanes when I struck a hat filled with $22.75 in quarters! Clearly, things had gotten out of hand. I think that eventually it was Le Gray who suggested that the "quarter thing", as he called it, had taken a bad turn, and that perhaps, we should do away with it, but keep the spot as a landing goal. This, coming from Le, was quite a concession, because he still much preferred the more prototypical runway type landings which, he felt were more in keeping with full-scale soaring techniques. To understand this point of view, you had to understand Le. Le took all of this very seriously, and to that end, designed gorgeous scale-like R/C sailplanes that were complete with well-done pilot busts, and always equipped with wheels. Many of these designs were published, and you may remember names such as Wind Dancer from the dim past. At any rate, he never cared that much for the spot landing concept, but never denied its usefulness as a learning tool and its popularity in contest situations.

There is one other aspect to R/C soaring back then that should be addressed, because it had a direct bearing on the eventual formation of the LSF. It was commonly believed and accepted, that any R/C sailplane design could and would work with equal success on both the slope and off the

winch. On the surface, this belief should not surprise too many people because, as most of us know, you can toss almost any thermal duration type of model off a reasonable slope, and fly it successfully - no big deal. But, R/C aircraft designed specifically for slope soaring had not yet come down the road as an accepted type of model. Therefore, at least in those days, and in that area, airplanes that were slope-oriented only tended to be viewed as quite limited. Unless you don't know, all of that changed, and changed fairly quickly.

All of the fore-going (and much, much more) takes us happily into the fall of 1968, and the soon-to-be-founded League of Silent Flight.

Formation of the League of Silent Flight

The summer and fall of 1968 proved to be a very busy time for R/C sailplane enthusiasts. At the Del Mar site, alone, contests could be enjoyed every weekend. Meanwhile, on the other side of the Bay, in Livermore, Jerry Nelson was working with sailplane pilots in his area, and they too were holding a series of experimental contests. The interest in this type of flying was running high and Jerry, rightfully, foresaw the need for the AMA to become involved in terms of formulating National rules and, simply recognition of the activity by the AMA. Since he was a member of District X AMA Contest Board committee, he was in a good position to press the issue. To this end, he set-up a Special Interest Group, called the National Radio Control Soaring Society, or NRCSS.

Jerry held a contest at his father's ranch location in Livermore, California, on the weekend of August 17 -18, and it was at this time that the formation of the NRCSS was announced and memberships were solicited. Membership was $5.00 and the promise was that NRCSS would represent R/C soaring to the AMA, and get the activity recognized. Jerry, along with Dale Willoughby, who was editor of *Zephyr*, a publication devoted to only R/C soaring, volunteered this magazine to be the 'voice of the NRCSS". All of this went over quite well, and I recall virtually everyone joining on the spot. Soon, general publication of the formation of the NRCSS took place in not only the *Zephyr*, but in more recognizable magazines, like *Model Airplane News*. It was not very long before the fledgling NRCSS was 'monied' and had a reasonable membership.

During this same summer and fall period of time, Le Gray, Duane Myer, Keith Brewster, and myself began some serious talks about an R/C soaring program, of sorts, that would approximate full-scale soaring's Flight Achievement Program. This very successful program worked within and throughout the full scale soaring community, and, in essence, memorialized an individual's achievements in soaring, against a set of criteria. This program could be actively pursued by anyone, regardless of club affiliation, etc. It awarded diamonds for each phase or level of achievement, and was generally referred to as the "Diamond Program". The most important aspect of such a program, we felt, was the recognition of the individual. This meant, to us, that anyone, anywhere, regardless of club affiliation, country of origin, etc., could reap benefits from participating in such a program. What were these benefits? In order of importance, I think we saw these as: 1) becoming a better pilot through participation, 2) being recognized for achieving a given level of accomplishments, and 3) being a member of an organization which sought better piloting, instead of endless funding. There was a kind of simple truth in all of this that really appealed to us. We, as a group, set out to come up with such a program.

Most of our meetings took place at Le Gray's apartment in Sunnyvale. He was the only one not married and so the timing of those meetings was much easier. We met a lot of times during the fall of '68 and finally, in December, we'd hammered out the original five levels of what we called the SOARING ACCOMPLISHMENT PROGRAM. A great deal of thought went into these levels, because we wanted both a "doable" program, as well as a challenging program. We wanted one level of achievement to give the participant a true level of accomplishment and to also pave the way for participation in the next, even more challenging level. An interesting sidelight to all of this was the fact that from a purely technical standpoint, we did not think that equipment existed, at that time, to complete the two higher levels! But, we felt that if the program really had merit and was to

be truly challenging, individuals would force their abilities and talents into these technical areas to achieve these levels. Further, we felt that the fall-out of some of these technical achievements would have a direct benefit to R/C soaring in general. Lastly, we wanted these levels of accomplishment to create a true pyramid of membership. In other words, those people with the will to do so would be able to make it to the top, but there would be darned few of them. The goal was to set a standard of excellence that was so high that when you ran into a Level V pilot, you had automatic respect for both him and his abilities, not only as a pilot, but as a person. Looking back over the years, I'd have to say that the program did precisely what it initially set out to do.

All four of us were at a place in our lives where we each had something to give to the program. It turns out that each of these things were critical to getting the program off the ground and keeping it there.

Le Gray worked for United Technology Corp., in Sunnyvale. Le's job was all about technical writing, contractual I believe. This, plus Le's abiding love of full-scale, as well as R/C soaring, gave him the tools needed to finalize verbiage needed for the L.S.F.'s Soaring Accomplishment Program. At our various meetings, Le would take copious notes on everything said, and would then have these formalized for our next session, and so forth. Le was also a gentle "guider" of those meetings, always keeping us working towards the goal of creating both organization, as well as the program.

Keith Brewster was a rugged individualist, with definite ideas on how things should be done, and who should do them. He was not wealthy, but had some money, could be counted to "kick-in" now and then when we needed something. He loved R/C sailplanes, and even opened a hobby shop in Sunnyvale devoted to nothing but R/C sailplanes. He came up with his own designs and even kitted a couple of them. He, like the rest of us, liked to compete.

Duane Hyer was the artist. He was employed at Sylvania in Mountain View as a graphic artist. It is Duane who came up with the now famous L.S.F. logo. Duane was also an artist when it came to modelling and I recall that every single model that he came up with was so outstanding in workmanship that they put everything else to shame! Duane was a quiet type, never interested that much in competition. But, he did participate and enter every contest that we ever held. Duane was the perfect team-player and, without him, I'm sure that the L.S.F. would not have become the organization that it eventually would.

I worked for Fairchild Semiconductor and was, at that time, in charge of all of their Marketing Services distribution programs: mailing, printing, collation, etc. I was, in short, good at organising and distributing paperwork. I also could type 75wpm, and this eventually proved an asset. Working with other people at Fairchild, I was able to come up with our letterhead, envelopes, and membership cards which, I always felt, made us look professional and "for real".

Once all of the various elements came together, and we had the ability to at least look like a real organisation, we made a PR mailing to virtually every magazine, magazine columnist, soaring oriented individuals ,and anyone else who we thought might be interested. The League of Silent Flight became a reality with that mailing.

The mailing announcing the formation of the L.S.F. took place in January of 1969. Locally, of course, we passed out information to anyone who wanted it. In the meantime, a whole bunch of us, myself included, set out to achieve Level I of the program. Since the League's first mailing address was my house, I was going to be able to see if the mailing produced any results. Boy, did it ever! We received a slew of what we called "letters of intent", and each of these was personally answered by me, neatly typewritten on L.S.F. letterhead, with a Level I form included. We were really paranoid in those days about doing everything "just so" in order to look as professional as possible. I really think that it paid off in terms of people's belief in us as a viable organisation.

In the meantime, I was fortunate in completing my Level I form rather quickly, and becoming the first legitimate L.S.F. "member", complete with the issuance of the first-ever membership card (which I still have)! I bought a yellow poplin jacket just for this occasion, and this was taken to a Bowling trophy store, where a custom L.S.F. back patch and shoulder patch were made and sewn in place. I still have this jacket, and look at it from time to time, still amazed

that we could have pulled this thing off, without even having patches to mail out or anything like that! All of that came later.

Le Gray acted as the first "President" of the L.S.F., the other guys did what they could, and I acted as the first "Secretary". 1969 was the first real year for the L.S.F., and there were no elected officers, only volunteers. What a year it was for mail! I handled, as I recall, the first 200 aspirants, in terms of letter writing, phone calls, etc. I remember when we got our first "foreign" aspirant, a fella from Saskatoon, Canada. Man, we'd gone international! R/C soaring enthusiasts literally came out of the woodwork; it seems that the program hit a real nerve and was producing results. Things were cooking right along, except it was becoming quickly clear that money was going to become an issue. Believe me, no one was getting paid, as that was totally out of the question! No, we needed funds for more letterhead, cards, etc., plus funds for patches and other allied goodies for membership.

Right about this time, mid '69, we got a real break. At yet another contest, held by the NRCSS group in Livermore, Jerry Nelson made a post contest announcement. He said, in essence, that the membership of the NRCSS could be served much better by the L.S.F., and that he was recommending that all NRCSS support and funds be turned over to the League! He backed this up with the same statements in his March 1970 "Soaring" column in *RCM*. While the funding received was modest, it did put us in the black, again, and we were running to the point where the organization grew sufficiently to allow elections and some real management.

The rest of the L.S.F. story is history, successful history. I think that the League did a lot for a lot of individuals, without asking for money. It gave, continues to give, real goals and achievements to soaring pilots around the world and proved, to me at least, that the only way to get something accomplished is to do it yourself, be it flying or creating a viable organization. Did it really work? To get that answer, I'd suggest talking with the latest pilot to achieve Level V, or the latest pilot to achieve Level I; the sense of satisfaction and belief in the program should be similar in both cases.

NOTE: The first 'Official' President of the LSF/USA was Bob Andris (LSF 004) serving 1969 to 1971.

****

The following are the Bylaws of the L.S.F. (U.S.A.) of 1 January 1970 which was founded in 1969.

BYLAWS of THE LEAGUE OF SILENT FLIGHT U.S.A.

ARTICLE I - NAME
Section 1 - The full and formal name of the organisation is: The League of Silent Flight.

Section 2 - The official abbreviation of the name is "LSF".

ARTICLE II - EMBLEM and SEAL
Section 1 - The official emblem of the LSF is a stylized, in-flight bird, superimposed over the uppercase, connecting letters "LSF". When the emblem is presented in colour, the bird is white and the letters sky blue against a solid white or other light, neutral background.

Section 2 - The official seal of the LSF incorporates the official emblem within a circle which also contains the year of founding, 1969, centred above the emblem and the word "SEAL" centred below the emblem.

ARTICLE III - ADDRESS
Section 1 - The Permanent address of the LSF is P.O. Box 39068, Chicago, Illinois 60639.
Section 2 – A secondary and transitory address may be established as required by the current President for his term of office.

ARTICLE IV - PURPOSE
Section 1 - The primary purpose of the LSF is to provide collective identification for active radio control soaring enthusiasts throughout the world and to recognize individual proficiency and accomplishment through a defined program of standard performance criteria for radio controlled (R/C) model sailplanes.

Section 2 - The secondary purpose of the LSF is to foster and support all phases of sporting and competitive activity for R/C model sailplanes; to encourage personal and collective advancement in knowledge of aerodonetics and related arts and sciences; and to promote general interest in soaring flight.

ARTICLE V - POLICY
Section 1 - The LSF shall be a voluntary association of individuals with common interests and, as a philosophical conglomerate, shall levy no membership dues or fees, hold no general meetings, assign no responsibilities and impose no obligation for membership other than:-
(a) support of the philosophies and concepts set forth in these Bylaws, and
(b) active pursuit of R/C soaring proficiency.

Section 2 – The LSF shall perform all official functions and provide all official services by means of written communication.

Section 3 – The LSF shall be a non-profit organisation supported by voluntary contributions and by fees and charges for specific services and goods. The LSF shall offer no industrial or commercial membership.

ARTICLE VI – MEMBERSHIP

Section 1 – The organizational body of the LSF consists of:
a. Members who have earned such status by documented performance of specific soaring accomplishments, and
b. Aspirants to membership who have made written declaration of their intent to associate with the LSF and to actively pursue a defined program of soaring accomplishments.

Section 2 – The specific and only criteria for membership are:
a. Declaration of intent to associate with the LSF,
b. Current membership in appropriate, National FAI representative organization for model aircraft,
c. Current appropriate National radio operator's license for legal operation of R/C model aircraft, *(No longer required in Australia)*, and
d. Attainment of Level I in the LSF Soaring Accomplishments Program

Section 3 – Declaration of intent to associate with the LSF may be made by submitting the following in writing to the Executive Board:
a. Name
b. Mailing address,
c. FAI organization affiliate and license or membership number,
d. Radio operator's license number, and
e. a statement similar to the following:
"I, (the undersigned), support the philosophies, concepts and criteria set forth in the Bylaws of THE LEAGUE OF SILENT FLIGHT and give notice herewith of intention to attain Level I of the LSF Soaring Accomplishments Program, and by so doing, earn full recognition and privilege of membership."

Section 4 – Upon receipt of a Declaration of Intent, the Executive Board will record the individual's name on the Aspirant Roll, and will forward to the Aspirant the information and forms necessary to document the attainment of Level I of the LSF Soaring Accomplishments Program.
An individual will be carried on the Aspirant Roll for a maximum of two (2) years from the date of declaration of intent. At the end of this time, the individual will be so notified, dropped from the Roll, and all work toward attainment of Level I during the preceding two year period will be nullified, Resubmission of a Declaration of Intent will be accepted by the Executive Board.

Section 5 – Membership can be attained only by Aspirants who submit, to the Executive Board, proper documentation of their fulfilment of all performance requirements necessary for Level I of the LSF Soaring Accomplishments Program. Upon acceptance of the submitted claim, the Executive will transfer the individual's name from the Aspirant Roll to the next consecutive number on the Membership Roll, and so notify the new member.

Section 6 – Members are privileged to identify such status by display of the LSF Name, Official emblem or Insignia, Symbols and other paraphernalia, as well as earned badges and awards from the Soaring Accomplishments Program. Members are entitled to participate in all organizational activities, subject to such regulations as may be imposed by these Bylaws, are privileged to vote in election of officers and on matters of business as set forth herein, may seek and hold office, and serve on committees.
Only Active members will receive the LSF mailings, call for nominations and election ballots. An active Member will be defined as one who meets at least one of the criteria listed below:

a. A member who has achieved Level IV or above,
b. A member who has voted in the previous election,
c. A member who has achieved Level I or has achieved a new Level within2 the previous two years.
d. Any member who notifies the LSF during the odd-numbered years prior to September 1, they (he/she) wishes to remain an Active member.

Section 7 – Aspirants may not display any LSF insignia, but my participate in all organizational activities, subject to such rules and regulations as maybe imposed by these Bylaws, except that they may not vote or hold office.

ARTICLE VII – NATIONAL CHAPTERS

Section 1 – A single National Chapter of THE LEAGUE OF SILENT FLIGHT may be established by any nation, and with an LSF population of fifteen (15) or more.

Section 2 – A National Chapter will represent the total national member population in all matters. A National Chairman will be elected by each National Chapter to serve on the LSF Executive Board.

Section 3 – National Chapters will establish and effect a national policy, maintain liaison with clubs and other organizations, initiate and support national awards and competitive activities, promote the general activity of R/C soaring, specifically the LSF Soaring Accomplishments Program, and otherwise conduct all national business as necessary to foster and protect the interests and welfare of the LSF Members and Aspirants in R/C soaring.

Section 4 – National Chapters will be the focal point for internal LSF activities including receipt of Declarations of Intent and administration of the Soaring Accomplishments Program.

Section 5 – Membership in the National Chapter will be only by membership in the LSF and can be attained only by Aspirants who submit the proper documentation of their fulfilment of all performance requirements necessary for Level I of the LSF Soaring Accomplishments Program. Upon acceptance of the submitted claim, The National Chapter will forward the claim to the LSF Executive Board where the individual's name will be transferred from the Aspirant Roll to the next consecutive number of the Membership Roll. The Executive Board will so notify the National Chapter and the new member.

Section 6. – Each calendar quarter, a quarterly report will be submitted to the LSF Executive Board summarizing the Declaration of Intent received and Soaring Accomplishments Program activity during the report period. The name, address and other pertinent data of each concerned Member or Aspirant will be included. Quarterly reports will be submitted so as to reach the LSF Executive Board within fifteen (15) days after the end of the report period. Other special reports will be submitted as requested by the LSF Executive Board.

Section 7 – The LSF member population of any nation may petition the LSF Executive Board for recognition as a National Chapter. The petition must include the name, address, LSF Member Number and signature of at least fifteen (15) Members, a copy of the Bylaws proposed for the Chapter, and identification of the Chairman pro tem.

Section 8 – The Executive Board will review the petition, based on the requirements and guidelines set forth in these Bylaws, and advise the Chairman pro tem of the petitioning body of its decision within sixty (60) days after receipt of the document.

Section 9 – Executive Board approval of a petition for recognition as a National Chapter will authorize the petitioning body to conduct the business necessary to initiate, form and create a democratic national organization acceptable to a majority of the total national member population, and which is consistent and compatible with the purposes, and the policies of THE LEAGUE OF SILENT FLIGHT.

Section 10 – The Bylaws of each National Chapter will include wording to provide that:
a. The organization is affiliated with THE LEAGUE OF SILENT FLIGHT, as a Chapter, and membership status in the Chapter shall be as in the parent body, and
b. The Chapter shall levy no membership dues or fees and shall impose no obligations or limitations of or for membership other than as specified in the Bylaws of the parent body.

Section 11 – National Chapter Bylaws will be filed with the Executive within thirty (30) days after ratification. Subsequent changes, amendments, additions and all other modifications to National Bylaws will be filed on a similar schedule.

Section 12 – National Officers will be identified to the Executive Board within thirty (30) days after election or appointment.

Section 13 – The full and formal name of a National Chapter will THE LEAGUE OF SILENT FLIGHT of (Name of Country), such as:

THE LEAGUE OF SILENT FLIGHT OF USA
THE LEAGUE OF SILENT FLIGHT OF AUSTRALIA
THE LEAGUE OF SILENT FLIGHT OF SWEDEN

ARTICLE VIII - OFFICERS

Section 1 – The Executive Officers of THE LEAGUE OF SILENT FLIGHT, are the President, Vice President, Secretary and Treasurer. The Executive Officers and the National Chairman constitute the Executive Board.

Section 2 – The Executive Officers are elected, by written ballot in December of each odd numbered year by individuals on the LSF Membership Roll as of the immediately preceding 15 October. Each officer serves for a two (2) year term commencing 1 January following the election and ending 31 December of the next odd numbered year or until his successor is elected. No officer will be eligible to more than two (2) consecutive terms in the same office.

Section 3 – A vacancy in the office of the Vice President, Secretary or Treasurer will be filled for the unexpired term by direct appointment by the President. Vacancy of the Presidency will be filled by the Vice President who will then, as President, appoint a Vice President.

Section 4 – The PRESIDENT is the chief executive officer, the official representative and spokesman for the LSF. Under the direction of the Executive Board, the President is responsible for the general management of the LSF. The President has the authority to establish and dissolve Special Committees and to appoint and remove Special Committee Chairmen and Members. With the approval of the Executive Board, the President may

appoint and remove Chairmen and Members of Standing Committees. The President, ex-officio, is a Member of all Special and Standing Committees. The President has the authority to make final and binding decisions relative to disputes and protests. The President may appoint an Executive assistant, one or more Press Secretaries, and other special aides as desired, including a Special Post Box Monitor to forward mail collected at the LSF permanent address.

Section 5 – The VICE PRESIDENT performs the duties of the President, in case of disability of the President, and such other duties in connection with the LSF as may be undertaken at the suggestion of the President. The Vice President, ex-officio, is a member of all Special and Standing Committees.

Section 6 – The SECRETARY, under the direction of the President and the Executive Board, keeps all LSF administrative books, records, and the Membership and Aspirant Rolls. The Secretary is responsible for regular and special reports to the Executive Board Members and National Chapters; and such other duties as may be undertaken at the direction of the President.

Section 7 – The TREASURER receives and disburses all funds of the LSF under direction of the President and the Executive Board. The Treasurer is responsible for Quarterly and Annual Financial Report to the Executive Board and such other duties as may be undertaken at the suggestion of the President.

Section 8 – The NATIONAL CHAIRMAN of each National Chapter, as a member of the LSF Executive Board, will coordinate all matters of LSF policy, rules and administration with his National Chapter and advise the Executive Board of the soaring activities and interests in his country. The National Chairman will represent his national membership in all matters of business consistent with these Bylaws and will be the official channel of communication between the LSF Executive Board and his National Chapter.

Section 9 – There will be such agents as the interests of the LSF may require and as the Executive Board may establish. Their powers, duties and responsibilities will be set by the Executive Board.

Section 10 – An Executive Officer may resign by submitting written notice to the Executive Board. Resignations will be effective as of the date of submittal.

ARTICLE IX – EXECUTIVE BOARD

Section 1 – The EXECUTIVE BOARD, consisting of the Executive Officers and the National Chairman, may exercise any and all powers in the management of the business and affairs of the LSF, except that the Executive Board does not have the right to exercise any powers which can be exercised only by a vote of the entire membership. Action of a majority of the Board members is valid as corporate act.

Section 2 – The Executive Board will cause to be kept a complete record of all its acts and will present Quarterly Reports to National Chapters and Annual Reports to LSF Members and National Chapters showing in detail the condition of the affairs of the LSF and summarizing the activities and business for the report period.

Section 4 – The Executive Board will issue such newsletters, bulletins, special reports or other communiqués as may be necessary with distribution as appropriate.

ARTICLE X – BOOKS & ACCOUNTS
Section 1 –The fiscal year of the LSF will begin as of January 1st on each calendar year.

Section 2 – Annually, within fifteen (15) days after the end of the fiscal year, the books and accounts will be audited by a special auditing committee of two, appointed by the President, with the advice and consent of the Executive Board. The Executive Board, by a majority vote, may cause an independent audit to be made at any time when in their judgment it is deemed advisable.

ARTICLE XI – SUSPENSION & EXPULSION
Section 1 – Any Member or Aspirant of the LSF whose activities are deemed inimical to the best interests of the LSF, is subject to suspension, expulsion or removal from office.

Section 2 – Charges believed to warrant disciplinary action will be submitted to the President. If the President and Executive Board concur with the severity of the charges, the President will relay such charges to the accused. The accused may:
(a) answer the allegation and request that both the charges and defence be submitted to the members;
(b) make no response and thereby automatically tender his resignation; or
(c) formally submit his resignation.
If a response to the President's request for a statement of defence is not forthcoming within thirty (30) days after the date of request, it will be assumed that the accused plans no reply.

Section 3 – The President, with the concurrence of the Executive Board, may dismiss the statement of charges and defence to the Members with a specific recommendation for disciplinary action. Authority for such recommendation requires a two-thirds (2/3) affirmative majority of all votes received by the Executive Board.

Section 4 – Charges made against the President will be directed to and processed by the Vice President. Executive Officers accused of acts warranting disciplinary action will not sit on the Executive Board during discussion or processing of such action.

Section 5 – A National Chapter which is deemed inimical to the best interests of the LSF, or so modifies its national bylaws as to refute or nullify the bylaws previously accepted by the LSF is subject to suspension or expulsion. Any such charges will be processed as if for an individual Member or Aspirant except that the Member population of the accused National Chapter may not vote on disciplinary action. Disciplinary action against a National Chapter will not be considered an act against the National Member population or any individual Member or Aspirant.

ARTICLE XII – AMENDMENTS
Section 1 – These Bylaws, and any supplements or attachments, may be altered, amended, deleted or replaced by the affirmative vote of two-thirds (2/3) of the Executive Board and subsequent concurrence of a simple majority of the votes cast by Members.

Section 2 – Proposed amendments may be submitted to the Members no more than one (1) time in any calendar quarter and no more than two (2) times in any calendar year.

ARTICLE XIII – COMMITTEES

Section 1 – There will be Standing Committees, established by the Executive Board, which will function to advise the Executive Board and guide or administer specific activities of interest to the LSF. Each Standing Committee will function in accordance with a platform approved by the Executive Board and filed with the Secretary. Standing Committees will be staffed by Members appointed by the President with the approval of the Executive Board.

Section 2 – Special Committees may be established and dissolved by the President. Special Committees will be staffed by Members or Aspirants appointed by the President. The platform of Special Committees will be specified by the President and filed with the Secretary.

Section 3 – Members of Standing Committees will submit their resignation to any in-coming President. All Special Committees will be dissolved on 31 December of each odd numbered year.

ARTICLE XIV – ELECTIONS

Section 1 – A five (5) member Election Board will be selected by the Executive Board on or before 1 August of each odd year. Members of the Executive Board are ineligible for appointment to the Election Board. The Election Board will be responsible for selecting candidates, issuing ballots and conducting the election of Executive Officers. The Election Board will adjourn at such time as Executive Officers have been elected and a report has been submitted to the Members.

Section 2 – the Election Board will call for nominations for Executive Officers by 15 August of each odd numbered year. Any LSF Member can nominate one (1) Member for each office. Nominations must reach the Election Board by 15 September for consideration.

Section 3 – The Election Board will select the two (2) nominees who receive the greatest number of nominations for a given office as candidates for the office, subject to the acceptance of candidacy by the nominee. A nominee who receives the necessary nominations to be eligible for candidacy for more than one office will be offered candidacy for the highest office. If the nominee declines candidacy for the highest office, candidacy for the next highest office will be offered etc. The order of preference shall be President, Vic President, Secretary and Treasurer.

Section 4 – The Election Board will issue ballots to all LSF Members by 15 October. Ballots will include space for one (1) write-in candidate for each office.

Section 5 – Members will vote by identifying their candidate preferences on the official ballot and returning it to the Election Board. To be accepted, a ballot must be submitted in a sealed envelope which is clearly marked “Ballot”, and postmarked no later than 15 December.

Section 6 – Candidates who receive the greatest number of the votes cast for each contested office will be awarded the position. In the case of a tied vote, where the leading candidates for a given office each receive an equal number of votes for that office, the position will be awarded by the Election Board.

Section 7 – The Election Board will certify and count the ballots received, and notify the candidates by 31 December. The Board will issue a report of election results to the Members no later than 15 January. In the case of tied votes, candidates will be notified by 15 January and a report of election results submitted by 1 February.

ARTICLE XV – DISSOLUTION

Section 1 – THE LEAGUE OF SILENT FLIGHT may be dissolved by affirmative vote of two-thirds (2/3) of the members.

Section 2 – Funds received from the sale of all LSF assets at the time of dissolution shall, after all obligations of the LSF have been paid, be given to a worthy organization with similar purpose.

ARTICLE XVI – SOARING ACCOMPLISHMENTS PROGRAM

The LSF SOARING ACCOMPLISHMENTS PROGRAM is a supplement to these Bylaws and is included herein by reference.

❄❄❄❄❄ ❄❄❄❄❄

The Soaring Accomplishments Program Form (S. A. P.) is also included on later pages for those who are not aware of the requirements and procedure of this activity.

ORIGINS OF THE L.S.F. (AUST.) & THE JERILDERIE TOURNAMENT.

To include more information on the Origins of the League of Silent Flight in Australia and the concept of the annual Soaring Tournament at Jerilderie, all the results of the Tournament, Postal Competitions, the Contest Director, Members of the elected Executive, general points of interest like ALL Level V's etc., short list of Tournament winners.

1969 Founding of the L.S.F. in the USA

1970's The initial introduction into Australia of the LSF was by direct contact with the LSF U.S.A. via members of various clubs, such as; Keith Lindsay of the Heathcote Soaring League (N.S.W.), Bill Millgate of the Newcastle Model Aircraft Club (N.S.W.), a group known as the Northern Area Contest Modellers, and possibly others as indicated in the following article.

To introduce the L. S. F. as perceived by VARMS members, it seems pertinent to use an article from VARMS High Aspect Vol. 2, No. 3 of March 1970 as written by the VARMS Secretary Alan Villiers:

As you may well know, the above named group has been formed in the United States and comprises a group of people devoted to the furtherance of Radio Controlled Sailplane activities.

The League will have no dues, no officers and no meetings (** see comment below*). It is made up of serious model sailplane sportsmen who want to establish goals against which individual achievements can be measured.

Up to now there has been no way of evaluating ones performance, but with the Soaring Accomplishments Program (S. A. P.), it gives five levels of performance to achieve.

Your Committee has decided that this (S. A. P.) will be of benefit to the achievement of our own goals. It is the intention to pursue the policy of this League to get people to apply with the 'intent to associate'.

When we have obtained the necessary 25 members who have achieved Level I, we will be able to set up a "League of Silent Flight" in Australia with our own Chairman and Secretary. (*The names of the first 25 Australians who registered with the LSF/USA can be found on later pages, at least eight of these achieved Level I in these early days*).

*(*L. S. F. Aust. does in fact have an Executive elected at the A. G. M. each year during the Soaring Tournament at Jerilderie, whilst there are no 'membership fees' the submission of all Level forms should be accompanied by *X* standard postage stamps to cover nominal operating costs. An entry fee is also charged for the Soaring Tournament at Jerilderie to defray obvious costs.)*

1970 April 12th 1970 saw VARMS give notice of a flying day at “MT Hollowback”, for contests to include Pylon and Limbo. The notice also stated, “Should it be dead calm, Bungee launches will take place for either ‘League of Silent Flight” Spot landings, or maximum time Flight.

1973 Airborne of March '73 contained the following comment from Keith Lindsay (Heathcote Soaring League, Sydney)... "we may have some information on setting up a National Chapter of the League of Silent Flight in Australia, as the latest letter from Le Gray LSF/009 (the President) states that it looks possible that Australia will be the first country outside U.S.A. to become a National body. So any aspirants not yet completed Level I, please do so, and forward your papers to the States - FAST." (Note. *Keith Lindsay stated that 2/3 years after his initial involvement with the LSF, he then moved out of the Model scene and into boating, as a consequence he did not see the creation of LSF Australia at Jerilderie in August 1978*).

1973 Aspectivity 42 - Christmas 1973 contained the following information:

LEAGUE OF SILENT FLIGHT - Robert Goldman

With summer here and no organised meeting for the next month, now is the time to do something about L.S.F.

Briefly L.S.F. is a self-achievement programme which is simple and worldwide. We require 11 more members in Australia to form a national chapter. This means we can then hold L.S.F. competitions here. We would only require 5 competitors who are L.S.F. level one members to hold a competition for Level II. It's great fun and costs nothing except postage. (N.B. I have just been informed that 50c of stamps is now required. So how about it - send that form in to Keith (*Lindsay*) in Sydney and become a member of the League of Silent Flight - the emblem alone is a real beauty to show off on that new glider wing).

1974 April 14 (Easter) - VARMS advertised an 'Unofficial Thermal Flying Meet' at Elsternwick Park, Melbourne for L.S.F. Qualify Rounds - results not advertised.

1977 VARMS advertised a Thermal weekend arranged at Jerilderie for 19-20 November 1977 - Aspectivity 85, Oct. 1977 refers. what is the background to this ?? Possibly a 'gathering' for a 'competition' arranged by Bill Millgate and seems to have been an F3B or Nordic(2 task) competition.

1978 L.S.F. Australia Chapter formed at Jerilderie N.S.W. at the Inaugural LSF Soaring Tournament, 26th & 27th August 1978, and became Incorporated on 12th September 1984, (Reg. No. A2303)..

1992 LSF Australia recognised by the MAAA as a Special Interest Group as per a letter dated 18 May 1992.

1997 *The following is taken from LSF Newsletter No. 1, 97/98.*

LSF Australia celebrates 25 years of activity in Australia with a very successful Tournament at Jerilderie, N.S.W..

1997 sees the 25th Anniversary of LSF activity in Australia. Initial entry of LSF into Australia seems to have been brought about by a response to LSF advertising in an American modelling magazine by Keith Lindsay who was a founding member of the Heathcote Soaring League in Sydney's southern suburbs and also by other members. Keith and others joined the LSF (USA) after discovering its existence and operations. From its humble beginnings the LSF has grown to have over 600 members in Australia and our annual Tournament, now 21 years old, continues to be the showpiece of RC Gliding in Australia.

Prior to 1978 and again in 1986 there were occasional reports of regional LSF competitions held in Queensland, New South Wales and Victoria.

The Southern Soaring League (S. S. L.) of South Australia was also instrumental in the formation of LSF AUST. with an initial petition amongst resident members, and over the years its members have been strong supporters in its administration and as supporters of the Tournament at Jerilderie.

Bill Millgate, a Founding member of LSF Australia passed away on 9 November 1997. Bill was the prime mover in getting the LSF Tournament to Jerilderie in 1978 when, as the local ANZ Bank Manager he contacted the Shire Council and arranged for the use of the local race-course for the Inaugural National L. S. F. Open R/C Glider Tournament, 26th & 27th August 1978. Bill was also elected as President at the elections held at the Inaugural Jerilderie gathering. The Inaugural Tournament is to be run in conjunction with the U. S. A. National Tournament being held in America on the same weekend.

Formation of the Australian Chapter of L. S. F. was to be completed during the weekend and L. S. F. members were to ratify the draft Australian Constitution, nominate and elect the Australian Executive.

A special mention should be made of the efforts of the Jerilderie Shire Council in accommodating the LSF activities and its members once a year. Through the work of Shire members, David Tamlyn and Lindsay Cutler the racecourse is always well prepared, as well as other local organisations in providing on-field refreshments, including breakfast and also one evening meal.

2002 25th Anniversary of the LSF Soaring Tournament at Jerilderie.

2007 30th Anniversary of the LSF Soaring Tournament at Jerilderie.
A decision is made by the current executive to discontinue issuing printed Newsletters. All information for members will be available on an up-dated and vastly improved web-site.

BILL MILLGATE

In Memoriam

It is with deep regret that we announce the passing one of the real gentlemen of the RC Gliding movement. Founding member of LSF Australia. **Bill Millgate** passed away on 9th November after a period of heart trouble. Deepest condolences for his wife Barbara and family are extended on behalf of LSF Australia.

Bill returned to Jerilderie this year after many years absence and I know he really enjoyed catching up with a lot of his old friends. Bill was the prime mover in getting the LSF Tournament to Jerilderie in 1978, when, as the local ANZ Bank Manager he contacted the Shire Council and arranged for our use of the local racecourse. So good was the facility and the event that we still go there 20 years later. Thankyou Bill!

The following list of names was supplied by the L.S.F. U.S.A., Secretary Jim Deck, Nov. 2003, stating that these are the first 25 names of LSF Members from Australia (Not necessarily those with Level I. Those names marked with an asterisk did, according to Keith Lindsay, achieve Level I in that early period). Those marked with # were confirmed in a 1980 member's list as being at Level I or better.

			LSF No.	
*LINDSAY Keith	Heathcote	N.S.W.	HSL	223
*NUTT Graham	Heathcote	N.S.W.	HSL	274
*HALLORAN Martin	Cronulla	N.S.W.	HSL	277
*WINLEY L. M.	Eastern Creek	N.S.W.	MARS	297
*FIRTH J.	Port Hacking	N.S.W.	HSL	356
*DURRANCE Peter	Como	N.S.W.	HSL	391
*O'REILLY Leo R.	Mitcham	S.A.	HSL	407
*SCOTT Murray	Mt. Barker	S.A.	HSL	433
*O'REILLY Michael	Hallet Cove	S.A.	HSL	438
#WILMOT Garth	Lenah Valley	Tas.		620
#RALPH S.	Devonport	Tas.		646
#McKay B.	Hobart	Tas.		664
#JENNESON R. H.	Hallet Cove	S.A.		674
#OSBORNE G.	Royal Park	S.A.		438
#VINCENT Geoff	Traralgon	Vic.	VARMS	755
#GOLDMAN Rob	Moorabbin	Vic.	VARMS	989
#McKELL Richard	Latham	A.C.T		1222
#TAPP Richard	Adelaide	S.A.		1280
#MILLGATE Bill	Nambucca Heads	N.S.W.	NMAC	1441
#MEESTER Adriaan	Kirrawee	N.S.W.		1442
#MOONEY Robert N.	New Lambton	N.S.W.		1443
#GRIFFITHS K G	Tamworth	N.S.W.		1444
#TIDEY John	Adamstown Heights	N.S.W.		1445
#SHAW Robert	Speers Point	N.S.W.		1446
#MOWSON Peter J.	Brighton	Vic.	VARMS	1531

HSL	Heathcote Soaring League NSW
NMAC	Newcastle Model Aircraft Club NSW
MARS	Macquarie Aircraft Radio Signallers NSW
VARMS	Victorian Association of Radio Model Soaring Vic.

BYLAWS of L. S. F. AUSTRALIA

(There is possibly 3 sets of Bylaws; the original ones used on the creation of the Australian LSF, a second amended in 1980, and these below as amended January 1983).

A1.1 The full name of the organisation is: The League of Silent Flight of Australia.

A1.2 The official abbreviation of the full name is: LSF Australia.

A1.3 These By-laws should be read in conjunction with those of the LSF.

A1.4 LSF Australia is affiliated with the LEAGUE OF SILENT FLIGHT as a Chapter, and membership status in the Chapter shall be as in the parent body, except that the Chapter will recognise associate members of LSF Australia, to cater for people who are ineligible for membership but are sympathetic to the League's philosophies.

A1.5 All members of the LSF who are resident in Australia shall be members of LSF Australia.

A1.6 LSF Australia shall levy no membership fees or dues and shall impose no obligations, requirements or limitations of, or for membership other than those specified in the By-laws of the parent body.

A1.7 The emblem of LSF Australia shall be that of the LSF.

A2.1 LSF Australia shall have three elected officers, these being the President, Vice President, and Senior Executive Officer.

A2.2 The President shall also hold the office of National Chairman as provided by Article V111 Section 8 of the LSF By-laws.

A2.3 The President shall conduct all of the affairs of the LSF Australia except the election of officers.

A2.4 In particular the President shall:- Ensure that quarterly reports are sent to the parent body as provided in Article VII of LSF By-laws. Cause to be circulated to all members of LSF Aus., a quarterly newsletter the contents of which shall include a financial report and summary of soaring accomplishment program documents received.

A2.5 The Vice President shall conduct elections bi-annually, at which a President, Vice President, and Senior Executive Officer shall be elected. The elections shall be conducted as provided in A3.1 to A3.9.

A3.1 The Vice President shall notify all members of LSF AUS. three months before the LSF Tournament each odd numbered year, that nominations for the office of President, Vice President, and Senior Executive Officer are being sought.

A3.2 A nomination will be valid if received by the Vice President two months before the LSF Tournament, and if it is signed by both the nominator and the nominee, who may be the same person unless this person is a current office holder.

A3.3 The Vice President shall prepare a ballot paper and distribute this to all members of LSF Aus., one month before the LSF Tournament.

A3.4 Candidates may provide the Vice President with copies of a statement for distribution with the ballot paper, provided the statement is less than 100 words in length.

A3.5 Voting shall be by the preferential system as used in elections for the House of Representatives in Australia.

A3.6 All ballot papers returned to the Vice President prior to the commencement of the LSF Tournament shall be considered in determining the election.

A3.7 The Vice President shall promptly notify the current President and all candidates of the result of the election.

A3.8 The results of the election shall be published in the next issue of the quarterly Newsletter.

A3.9 The incumbent officers shall resign and the successful candidates shall take office immediately upon completion of the trophy presentation at the LSF Tournament of the year in which the elections are held.

A3.10 Each year that a Tournament is held, a meeting shall be convened, and members present shall have the right to determine matters relating to the following Tournament.

A4.1	These By-laws may be amended by the affirmative vote of a simple majority of members of LSF Aus., subject to the amendment not being deemed inimical to the best interests of the LSF by the LSF, as provided by Article X Section 5 of the LSF By-laws.
A5.1	LSF Australia may be dissolved by the affirmative vote of 2/3 of the members.
A5.2	Any surplus of funds after winding up shall be paid to the M.A.A.A. (Model Aircraft Association of Australia).

..... and extracted from Aspectivity 175 of October 1986, we have a poem .....

THE LEAGUE OF SILENT FLIGHT (A poem)

A gentle swish of line, then silent soaring
No loud outburst of engine, roaring roaring
You watch the silent fliers on their day,
The urge to be a member is here to stay.

A bit of balsa, some plywood too,
Some instant set, and epoxy glue,
Some pleasant hours by day or night,
and you are ready for silent flight.

At first you wonder, will it fly,
But soon its soaring in the sky,
Now this is not fettered flight,
This is The League of Silent flight.

You practice for the gliding meet,
And try to land it at your feet,
The time is checked, now three, then four,
And still you need three minutes more.

You dodge the tree, and a standard class
And coax it down on the lumpy grass,
The spot is missed but that's all right,
You're in the League of Silent flight.

That Level I is hard to get,
Those elusive landings make you fret,
Next Level II, you're doing all right,
At becoming proficient in silent flight.

You struggle hard for Level IV,
and now there's just one level more,
You reach it at last in the fading light,
An expert, in the League of Silent flight.
Courtesy FSS Silent Flyer.

LETTERS RE-STATING L. S. F. PHILOSOPHY AND GUIDELINES.

At this point it seems pertinent to include some letters that have been seen as necessary to re-state some LSF philosophy and guidelines.

(extracted from L.S.F. Newsletter No. 2 of 1984/85) from L.S.F. (USA) with regard to the basic philosophies of LSF and specifically the use of Postal Competitions in the Soaring Accomplishments Program, from

H. Warren Plohr, President, LSF Executive Board

David Meson, National Chairman, July 25, 1984

Dear David (Meson),

On behalf of the LSF Executive Board I am responding to your request of June 22nd. In that request you discussed the problem Australian LSF members have in meeting the Competition size requirements and suggested that we review the use of Postal Competitions to relieve the situation. I have completed the review and have determined that the use of Postal competitions cannot be accepted to fulfil competition requirements in the LSF soaring Accomplishments Program.

When I started the review of your request, I personally felt that it was a most reasonable thing to consider; particularly since the competitions were sponsored by LSF Australia and therefore under good control. This was very unlike the Postal competitions over here, where anyone could initiate a competition, and the witness control left something to be desired. In order to arrive at a decision I discussed the situation with past and present LSF Officers and reviewed the LSF files of years past. I will tell you what I found.

First, I found no support for changing the rules regarding Postals in my discussions. These discussions and my review of the files provided the history of how the "no postal" rule came about. During the mid-Seventies the use of postal competitions in the SAP came to the attention of the LSF Officers in Office. One competition in particular, a Canadian LSF sponsored one-day-nationwide event was well publicised in newsletters I found in the files. This was the event that triggered the LSF Executive Board" interpretation" that "All contestants must compete at the same location on the same date." These are the words you will find in the SAP Rules under Section 11, A-Size (No. of contestants).

When this interpretation was made it was not immediately incorporated into the "rules" listed on the back of the LSF Voucher, and indeed was poorly advertised! When it was finally incorporated on the "new" form first issued two years ago, no copies were issued to Australia! This was the fault of my Administration -- I am very sorry it happened. I will have Pat Flinn send you some copies of the new forms.

David, rejection of Australia's request for a change is based on precedence. Another country, in a similar low-population density situation, sponsored nationwide Postals. Canada was told no. I must say no to Australia too.

What to do? First, you need to encourage your members not to give up - they need to be encouraged to "grow their own competition" - that is what LSF is all about! The Soaring Accomplishments Program was never said to be easy. In my review of the files I found a letter written by LSF No. 1, in 1975 prior to the time anyone made Level V. I am enclosing a copy - you will find the words encouraging.*(This letter is reproduced after the current letter)*

So David, consider using multiple-event-competitions currently in vogue here. Consider a single contest, with multiple events; say one each for Unlimited, Standard and Two-Meter

Sailplanes. All Sailplane classes fly three or more rounds of Durations. John, a Level I, flew his Two-Meter Sailplane in all three events. Since there were more than five contestants in each event, John has **THREE LSF CONTESTS**. David, however is a Level IV. Good luck though, he had top time for the day with his Unlimited Class Sailplane. While there were only ten entries in Unlimited, there were more than 20 in all three events. David has a Level V win!!!!

The Rule is; you can count your individual position in **each** event for competition requirements **or** your overall position counting **all** events. What you cannot do is to choose less than all events to score an "overall", or score both events and overall.

If the individual events are of the same nature (say 10 minute duration) the raw score can be used for evaluating "overall standing". If not, some sort of "normalising" must be done to each event so that an overall score can be calculated. In this way you can have different events based on task rather than sailplane size.

Beyond that I have no further suggestions. Perhaps Pat Flinn does - I will encourage him to contact you if he does.

When you get a copy of the new rules, please note other changes. Section 6, Section 9, are old changes that ease the requirements. Section 11, in addition to the clarification of Postal contests, please note that a 11-D-FAI World Records has been added. Just to make certain, better read it all carefully!

I regret that this was not clarified sooner - I hope that the new words don't hurt the program in Australia - that would be very sad. Pat Flinn has the task to see that we do keep in touch - I know that I can count on him.

Sincerely,

H. Warren Plohr, President
LSF Executive Board

Letter From Scott Christensen: (USA LSF 001)

Mr. Dan Pruss, President, *3 March 1975*
League of Silent Flight.
Dear Dan,

To begin with, thank you very much for the kind words in the latest LSF mailing. Even though the beginnings of the League are now ancient history, it's nice to read that someone remembers it - and remembers it kindly. For the record, there were four persons who founded the League and had a lot to do with getting it started. The fourth person was Duane Hyer. Duane was the man who designed the now-famous LSF logo. I do not know if he ever went on to achieve his Level I membership but I do know that without him the League would have a different "face" today.

You know, back when the League was starting out, very few R/C pilots could be persuaded to try sailplane work. Few people could see the challenge to working a thermal or flying off of cliffs. But there were a few of us who were really hooked on this sport and it was this hard-core nucleus what wouldn't give-up preaching the sailplane gospel to anyone who would listen or watch our planes fly. As you know this changed gradually to the point where we had enough pilots to form a small club and hold a contest or two. Still the LSF existed separately from these activities and it too was gradually growing. As Secretary, I was beginning to hear from grassroots locations all over the country. The whole thing was beginning to snowball as more and more people in the modelling community, the modelling press and manufacturers began to see the potential of this sport. Articles on soaring and the LSF became numerous and more and more of our initial "press releases" were being printed. All through these times, up to the present, political pressure of one kind or another was being exerted on the League to affiliate one way or another, to endorse, to back, to change the format, etc. ... To its' credit, the League resisted these pressures and changed and modified ***only*** *of its' own volition - never changing the basic principles of its' founding: That the League was equally behind the individual pilot as well as the group.*

In the five plus years of its' existence there has never been - in my opinion - any need to change the basic Level Work requirements of the LSF. The basic beginnings of the League were drawn up around the idea that anyone who attained a Level V flight proficiency was going to be a super pilot - skill-wise, equipment-wise and psychologically. Also, that a Level V pilot would take years to develop if the program format remained unchanged. This initial premise has remained true right up to this day.

A fella would have to be a blind idiot not to see the prestige, peer-acknowledgement and tremendous self-satisfaction attached to earning his Level V, let alone being the first one to do it!! But whoever that pilot is and wherever he comes from, he would always remember that his great personal achievement was based on the thousands of small achievements that members and aspirants of the League have been performing for years out of the same basic LSF format. Any move to change this format and/or its' level work requirements would be cheating all of us who worked so hard to get to our various levels of achievement. If a "big name" sailplane pilot earned his Level V first, it would be great. If a "nobody" earned his Level V first, it would be equally as great in the eyes of the League and the modelling community. However, if either of these pilots earned their Level V's because the format was altered to facilitate an "easier" Level V requirement sequence, then in my opinion, we all got the shaft - politically and literally.

You and I don't know each other and we've not met and the likelihood is that we will not meet. But you and I have something very much in common and that is the LSF and its' integrity and validity. When it was my turn to protect it from pressures of change and politics, I did my best to see that it was (1) believed in, and (2) defended because of that belief. I fully expect you to do the same thing and I would suspect that I'm not alone. It is not my "bag" to pull rank or dictate

anything but as one of the individuals who saw this thing through from its' infancy and personally bankrolled it for a few hundred bucks, my opinion should be given some consideration.

Thank you for your time Dan, and I want you to know that if there is anything that I can do for the LSF that will insure its' longevity and integrity, I am available.

Sincerely and Respectfully,
Scott Christensen/LSF 001
San Jose, California.

(As published in LSF Aus. Newsletter No. 1 99/00)

This is a letter received from the LSF in USA in order to clarify a few points on what can and can't be considered eligible for submission toward level achievements. This resulted after a request from an Australian member. Reproduced here for your information, from John Vennerholm, Secretary, LSF (USA)..

Rob (Benton),

Electric Thermal is OUT! The rules specifically say under Section 11 - Competition (C), (1) Thermal event guideline —- etc.. and as in Section 7 - Thermal Duration Flight, that the flight commences from release from the end of a towline. The only variance to that rule has been the acceptance of Hand Launch in competition as for thermal flights and this was done years ago in recognition of HLG as a world-wide variation of TRUE soaring technology change.

We here in the US have had numerous other attempts to modify or dilute the original intent of the LSF Soaring Accomplishments Program tasks by asking for postal matches, electrical assist, rocket launch, hand toss for spot landings, Goal and Return tasks by flying laps instead of "out and back", and we have taken the following official stance with respect to all of these proposed alterations.

(1) All existing LSF Level holders have flown their tasks under the same set of original rules and limitations for over thirty years. These tasks have proven to be formidable and are ALL still valid and challenging.

(2) To add methodology in the name of modernisation would only diminish or make meaningless the achievements of all existing achievers.

(3) Any capable soaring pilot can just as easily, (or even more easily) achieve his/her tasks with modern equipment, materials and technology and need not look for loopholes or ways to beat the system. The whole intent of the LSF S.A.P. is to allow a pilot to perform against a set of universal standards. They are still valid standards. Why change what has been so successful?

As mentioned above, hand launch contests may be used as Competition Requirements if all other S.A.P. requirements are satisfied.

I don't know what you mean as "old timer" unless you mean gasoline or electric engine boost, which are expressly forbidden.

You know, Rob, a true soaring pilot won't try to or even need to use gimmicks to achieve tasks. After all, The LSF S.A.P. is really only a set of <u>comparative</u> tasks, not an absolute measure. I've told others if they want an Electric Soaring Accomplishment Program, or any other kind of new program, to go ahead and start one up. The LSF, officially has no problem with that. That's fine for any other methodology too, **just don't screw with LSF**.

Good flying as you charge toward Level 5. You'll enjoy every minute (and hour) of it,

LIFT,
John Vennerholm, Secretary, LSF.

League of Silent Flight

Soaring Accomplishment Program –

Voucher for level I II III IV V

Thermal Duration Minimum required time	**I** 5 minutes	**II** 15 minutes	**III** 30 minutes	**IV** 1 hour	**V** 2 hours	Witness/es	Date
Actual time							
Actual time							
Slope Duration Minimum required time	**I *** 15 minutes	**II *** 1 hour	**III *** 2 hours	**IV *** 4 hours	**V *** 8 hours	Witness/es	Date
Actual time							

*** See Soaring Accomplishments Requirements summary.**

Spot Landing	Distance	Witness	Date	Distance	Witness	Date
Level I: at 3 meters (9.84 ft)						
Level II: at 1.5 meters (4.92 ft)						

Goal & Return Minimum required goal	**III** 1 Km (0.62 mile)	**IV** 2 Km (1.24mile)	**V** 10 Km (6.2 mile)	Witnesses	Date
Actual goal distance					

Comp. requirements Min. No. of entrants Minimum performance	**II** 5 1 place or 3,000 points	**III** 10 2 places or 4,500 points	**IV** 15 1 win and 2 places or 6,000 points	**V** 20 3 wins and 12,000 points
Minimum of six Contests required.	[Your Score ÷ Winning Score]	X 100 X	[No. of entrants - Final stndg + 1] = Points	Official/Location/Date
	[÷]	X 100 X	[- + 1] =	
	[÷]	X 100 X	[- + 1] =	
	[÷]	X 100 X	[- + 1] =	
	[÷]	X 100 X	[- + 1] =	
	[÷]	X 100 X	[- + 1] =	
	[÷]	X 100 X	[- + 1] =	
			Total Points	

All correspondence To the LSF should Include at least 4 Postage stamps.

I hereby certify that all requirements recorded on this voucher were performed by me in full accordance with all criteria of The League of Silent Flight Soaring Accomplishments Program.

Name **Signature**

Address **City** **State** **Postcode**

LSF No. **FAI No.** **Date of Birth**

Soaring accomplishments

Section 1 – INTRODUCTION
The LSF Soaring Accomplishments Program consists of sequential performance tests or "Levels," as they shall be referred to hereafter, for flying radio controlled (R/C) model sailplanes which meet current FAI specifications.

Section 2 - LEVEL I (PRIMARY)
The performance tasks pursuant to Level I are presented in the Soaring Accomplishments Program Requirements Summary, Section 12. Upon completion and documentation of the Level I tasks, the Aspirant must submit the performance documentation voucher to the LSF Executive Board for membership enrolment. After acceptance of the voucher, the LSF Executive Board will award the Member his LSF number and remit a Level II performance documentation voucher. The Member may then display a Red I centred immediately below a Soaring Accomplishments Program insignia, and his LSF number.

Section 3 - LEVELS II THROUGH IV (INTERMEDIATE)
As in the previous Level, the vouchers are submitted, accepted and a voucher for the next Level is returned. As earned. the Red II will be displayed to the immediate left of the Soaring Accomplishments Program insignia, the III to the right, and the IV centred immediately above the insignia.

Section 4 - LEVEL V (ADVANCED)
Level V is formulated to recognize advanced knowledge, skill and determination in R/C model soaring. Skill in slope soaring is mandatory, as Level V is intended to delineate extensive experience in all facets of R/C model soaring. The earned silver V will be displayed immediately above the Red IV.

Section 5 – WITNESSES
Verification of each task of each Level requires the signature of qualified witnesses. The approved witnesses for non-competitive requirements shall be:
(a) Level I: One witness, over 21 years of age, who is not related to the pilot, or one witness, holding Level I status or higher, who is not related to the pilot.
(b) Level II: Same as for Level I.
(c) Level III: Two witnesses, as in Level I.
(d) Level IV: Same as for Level III.
(e) Level V: Two witnesses, each holding Level II status or higher, who are not related to the pilot. The approved witness for competitive requirements shall be either the Contest Director or Official Scorer.

Section 6 – PROCEDURES
The tasks required at all Levels must be performed with the following restrictions: (a) all work done at Level I must commence after the voucher is received: (b) requirements for the subsequent Levels may be achieved any time after the previous Level form has been postmarked. However, these said requirements will be nullified if the postmarked form sent is returned due to errors or incompleteness: (c) a single performance may be used for only one Level.

Section 7 - THERMAL DURATION FLIGHT
A thermal duration flight commences at the time of release from the end of a towline. The distance from the extreme end of towline, at the winch, hi-start hold-down, towman, vehicle, or towline return device to the attach point at the model shall be no more than 300 meters (984.3 feet). Tow men and vehicles shall be limited to a maximum of sixty (60) seconds from launch to towline release. Towing by means of aircraft or other airborne devices is expressly forbidden. The flight shall be deemed a thermal duration flight if, in the opinion of the pilot and witnesses, the lift being used to remain aloft is primarily attributable to thermal activity. Termination must be with a landing within 200 meters (656.2 feet) of the launch point, which is the point at which the model first becomes airborne.

Section 8 - SLOPE DURATION FLIGHT
A slope duration flight commences with either a simple hand-launch or a launch from the end of a towline, as defined in Section 7. The flight shall be deemed a slope duration flight if, in the opinion of the pilot and witnesses, the lift being used to remain aloft is primarily attributable to wave-action or winds blowing upslope on a ridge, hill, cliff, wall, etc. Termination must be with a landing within 200 meters (656.2 feet) of the launch point.

Section 9 - PRECISION SPOT LANDING
A precision spot landing is accomplished by landing the sailplane so that the extreme forward tip of the nose or forward most point of the longitudinal centreline, at rest, is within the required distance from the centre of a designated spot on the ground. All precision spot landing flights must commence with a launch meeting the specifications for towline lengths and methods outlined in Section 7, except that the towline shall be not less than 75 meters (246.1 feet) in length. The landing shall be voided if the model jettisons or loses parts, comes to rest in an inverted position, or touches any person or object while landing. However, contact with a spot-marker which does not noticeably impede the flight or landing of the model is permissible.

Section 10 - GOAL AND RETURN FLIGHT
A goal and return flight is a thermal duration flight which commences with a launch as specified in Section 7. After towline release, the sailplane must be flown over the launch point and then to a pre-designated goal a minimum straight-line distance away, as specified in the Soaring Accomplishments Program, Requirements Summary, Section 12, and back to the launch point. Termination must be with a landing within 200 meters (656.2 feet) of the launch point.

Section 11 - COMPETITION
Competition requirements specified in the Soaring Accomplishments Program, Requirements Summary, Section 12, may be fulfilled only in LSF recognised contests which are defined to be those meeting the following specifications:

A - Size
All contestants must compete at the same location on the same date.
(1) Level II - Five (5) or more participants
(2) Level III - Ten (10) or more participants
(3) Fifteen (15) or more participants
(4) Twenty (20) or more participants

B - Rounds
Three or more separate opportunities to score

C - Events
Fifty percent (50%) or more of the contest events must adhere to at least one of the following guidelines:
(1) Thermal Event Guideline - Extended thermal duration, distance, or speed: precision aerobatics, or altitude.
(2) Slope Events Guideline - Duration, distance, speed, precision aerobatics, or altitude.

Two alternative methods of scoring may be used to meet competition requirements. Either the Place System, where a place is recognized to be First (1st), Second (2nd), or Third (3rd) in the final standings of a contest: or the Competition Points System, where a minimum total of competition points from any six (6) contestants may be used. Competition points are computed by first dividing the participant's score by the winner's score and multiplying by 100; then, multiplying the resultant value by one (1) plus the number of lower standing contestants. A minimum of six (6) contests must be flown no matter which scoring method is used.

Example (a) Winner earns a score of 531.
(b) Participant earns a score of 312.
(c) Participant beats 5 other contestants.
(d) Participant's Competitions Points are:
312 ÷ 531 x 100 x (1 + 5) = 352

D - FAI World Records
The establishing of a world record - recognized by the Federation Aeronautique Internationale - shall constitute the requirements for a contest win. However, six contests or records or a combination of six contests and records must be recorded on all performance vouchers from Level II through Level V. The 12,000 point requirement must also be fulfilled for Level V.

Section 12 – SUMMARY OF REQUIREMENTS

Requirements / Level	Primary	Intermediate			Advanced
	I	II	III	IV	V
Thermal Duration	5 Minutes	15 Minutes	30 Minutes	1 Hour	2 Hours
Slope Duration	15 Minutes*	1 Hour*	2 Hours*	4 Hours*	8 Hours
Precision Spot Landings	5 Landings 3m (9.84 ft) or less	10 Landings 1.5m (4.92 ft) or less	None	None	None
Goal and Return	None	None	1 Km (0.62 mile)	2 Km (1.24 miles)	10Km (6.2 miles)
Competition	None	6 Contests** with 1 place or 3,000 points	6 Contests** with 2 places or 4,500 points	6 Contests** with 2 places and 1 win or 6,000 points	6 Contests** with 12,000 points including 3 wins

*A second Thermal flight which meets the basic Thermal Duration requirements for this Level may be flown in lieu of the Slope Duration requirement.
**See Section 11 – D (FAI World Records).

LSF/USA – Competition Proposals 1971

The following article is taken from the Jan/Feb 1971 edition of "ZEPHYR", an American modelling magazine dedicated solely to R/C gliders and contains proposals by the newly formed LSF/USA in an effort to create a sound structure for Glider competitions.

A. THERMAL COMPETITION

Task I – Duration – FAI Provisional Rules for Class "A" competition gliders.

Concept: The object is to remain aloft for 10 minutes (or less as established by the Contest Director), but no more than 11 minutes and land in a 25 meter (82 ft) diameter circle, coming to rest with the nose of the model within the circle.

Task II – Duration

Concept: To remain aloft after tow release for as long as possible or until a specified maximum flight time is achieved, descend within three minutes after the specified maximum time and land.

Task III – Precision

Concept: The object of the Precision event is to fly for an exact and pre-determined time period of time which is clocked from the instant of towline release to the instant of landing touchdown. When a Precision event incorporates a landing requirement, the task demands the combination of precise flight time with precise flying accuracy.

Task IV – Distance

Concept: To fly as many laps as possible (maximum closed-course distance) between two parallel planes set 150 metres (492 ft) apart, in a specified time limit.

Task V – Speed

Concept: To fly in the minimum time (maximum speed), a pre-determined closed-course distance between two parallel planes 150 metres (492 ft) apart.

B. SLOPE SOARING COMPETITION

Task VI – Closed Circuit Distance/Speed

Concept: The objective is to make as many passes between the two pylons placed 100 meters apart on the hill or slope within six minutes, landing in an area 50 by 100 metres within seven minutes, with a landing score awarded.

Task VII – Pylon/Speed

Concept: The object is to race competitively against more than one R/C sailplane in the air at one time for 5 circuits around pylons placed a fixed distance apart on the face of a cliff or slope.

C. AEROBATICS FOR R/C GLIDERS

Concept: The objective is to perform precise aerobatic manoeuvres to be scored by a selected number of judges in the same manner as the AMA pattern contests for powered model aircraft.

D. SCALE SAILPLANE COMPETITION

Concept: The object is to provide the exact scale miniature of a full size sailplane, capable of duplicating the flight characteristics and operational features of the original, coupled with a good capability of utilizing thermals on flat land or slope lift, and having the appearance of a real sailplane in the air.

The Electrical Soaring Achievement Program – ESAP

A Proposed Soaring Achievement Program

For Electric-powered R/C Sailplanes 12/19/2013

Introduction

Over the past few years, modern technology has made the electric powered sailplane more and more viable. The convenience and ability to operate from fields smaller than those required for a histart or winch launch have contributed to many new pilots being introduced to R/C soaring and revitalized that interest in others . In recent years, the development and subsequent maturity of a device that limits the altitude of the launch achieved by an electric powered sailplane has made practical the advent of Altitude Limited Electric Soaring (ALES) competitions.

The leadership of the League of Silent Flight would like to integrate those pilots who fly electric-powered sailplanes into the League of Silent Flight (LSF) **without modifying or disturbing the existing SAP.** As the By Laws of the LSF do not allow modifications to the existing LSF Soaring Achievement Program (SAP), we are proposing a **parallel** SAP for ALES equipped sailplanes.

Adoption of this parallel SAP will require a vote of the LSF active membership to modify **Article VI** – MEMBERSHIP Section 2d to include completion of Level I of the SAP **or** the parallel SAP as a requirement for LSF membership. According to **ARTICLE XII- AMENDMENTS Section 1** of the LSF By Laws, this can be accomplished with a simple majority vote.

Considerations for a parallel SAP

Any parallel SAP should:

- Be as challenging and as close as possible to the original LSF SAP which has, over its lifetime, demonstrated the capability to help R/C soaring pilots hone their soaring skills.
- Be as easily managed as the current LSF SAP.
- Integrate rather than "pigeonhole" the electric pilots into the LSF. Pilots completing Level I of the parallel program will be bona fide members of the LSF. There will be one LSF with two parallel SAP's.

Final draft of ESAP Proposal - 12/19/2013

Introduction

The Executive Board of the LSF is proposing the creation of a parallel soaring accomplishment program for electric powered sailplanes. After the 60 day comment period, the final version is presented , along with required changes to the LSF Bylaws. This program will allow pilots of properly equipped electric powered sailplanes to participate in their own soaring accomplishment program and become full members of the League of Silent Flight. To accomplish this task, certain bylaws of the League of Silent Flight will need to be amended. None of

these bylaws are under the special bylaws pertaining to the existing soaring accomplishment program and their amendment, if passed by a vote of the LSF membership will not impact the existing soaring accomplishment program.

The LSF Executive Board is asking all LSF members to study the proposed electric soaring accomplishment program and the amendments to the LSF bylaws necessary to move forward with its creation and implementation then vote their conscience on the proposal. In deference to the holidays, shortly after January 1, 2014, active LSF members will receive, via email, a ballot upon which a vote for or against the amendment of the bylaws can be cast . Ballots will be sent, electronically to a committee that will count the ballots and report the results to the Executive Board as a majority of the LSF Board is for the amendments, only a simple majority of the votes cast is needed to amend or not amend the bylaws .

The LSF Board extends its thanks to those who participated in the discussion concerning the proposal on the LSF Forum or made comments to Board members over the past sixty days. Your inputs were a help in creating this proposal.

The proposed parallel SAP

The proposed parallel SAP, hereafter referred to as the ESAP, will use exactly the same tasks ,contest requirements, and rules as the existing SAP. The only change will be the following which replaces the 1st paragraph of Section 7 – THERMAL DURATION FLIGHT .

The current version:

A thermal duration flight commences at the time of release from the end of a towline. The distance from the extreme end of towline, at the winch, hi-start hold-down, towman, vehicle, or towline return device to the attach point at the model shall be no more than 300 meters (984.3 feet). Tow men and vehicles shall be limited to a maximum of sixty (60) seconds from launch to towline release. Towing by means of aircraft or other airborne devices is expressly forbidden.

The ESAP version:

All thermal duration tasks will be attempted with an electric sailplane equipped with an altitude limiting device set to a maximum launch height of 200 meters (656.17 feet) and a maximum motor run time of 30 seconds. The flight commences when the sailplane leaves the pilot or a helper's hand or when the sailplane leaves the ground if a rise-off-ground take-off is used. A motor restart will void the flight even if the task target is achieved.

LSF ESAP Proposal

The LSF Election Committee has processed and counted the ballots. Thanks to all who took the time to study the proposal and vote. Out of 709 ballots sent out, 231 were returned and the vote was 198 – yes and 33 –no. Therefore, the proposal passes by a simple majority and the By Laws outlined in the proposal will be changed to allow the creation of a **completely separate** ESAP. We will try to get the details of the ESAP ready to go at the LSF Board meeting at Toledo and perhaps have entry blanks available there and online at that time. Check the LSF web site (www.silentflight.org) for announcements in the coming weeks.

The following Ode is taken From Aspectivity 175, October 1986



The League Of Silent Flight (another poem)

A gentle swish of line, then silent soaring
No loud outburst of engine, roaring roaring
You watch the silent fliers on their day,
The urge to be a member is here to stay.

A bit of balsa, some plywood too,
Some instant set, and epoxy glue,
Some pleasant hours by day or night,
and you are ready for silent flight.

At first you wonder, will it fly,
But soon it's soaring in the sky,
Now this is not fettered flight,
This is The League of Silent flight.

You practice for the gliding meet,
And try to land it at your feet,
The time is checked, now three, then four,
And still you need three minutes more.

You dodge the tree, and a standard class
And coax it down on the lumpy grass,
The spot is missed but that's all right,
You're in the League of Silent flight.

That Level I is hard to get,
Those elusive landings make you fret,
Next Level II, you're doing all right,
At becoming proficient in silent flight.

You struggle hard for Level IV,
and now there's just one level more,
You reach it at last in the fading light,
An expert, in the League of Silent flight.
Courtesy FSS Silent Flyer.

You're LSF

League of Silent Flight

A slim, graceful long-winged craft arcs upward smoothly and steeply into the summer sky, accompanied only by the faint whistle of air accelerating past its gleaming surfaces. All eyes focus on the machine as it dwindles with each passing second – a surging aerial trout playing out yards of taut singing line. A tiny 'chute' blossoms and gently returns a shining nylon filament to earth. Someone hurries to pluck the blossom before it touches and soon another, then another sailplane seeks the sun. Little sound or movement is evident among the small group of pilots whose gaze pierces the sky. Yet there is tension and keen anticipation; all are alert for the tiny, almost indiscernible lift of a wing that signals a bubble of rising air. Now a turn, and a tightening sweep into the lift. The pilot curves his ship upward, betraying satisfaction by just the hint of a smile and a noticeable relaxation. Minutes, perhaps an hour later the sailplane reappears at lower altitude and is electronically grooved to a perfect landing on the grass at the feet of its once remote master. Such a scene is repeated and re-created thousands of times during the soaring season all over the world.

Who are these people, what are they doing- and why?

They are R/C Soaring Enthusiasts: imaginative individuals who prefer to do their thing by piloting sleek, radio controlled model sailplanes. Why? A million answers, yet no answers. To ask is to miss the point; to do and to be is enough, while sharing a carefully kept secret. They know close fellowship, companionship with the birds and the wind, and a supreme challenge.

In these frantic times which seem, more than ever, "full of sound and fury, signifying nothing", there is an oasis; cool, clean, quiet and very personal. The serenity is available to each of us – just for the asking. Those who pause to refresh themselves at the spring always return or, having found it, never depart.

The League of Silent flight was formed to accommodate pilots of like mind and interest; to codify and give voice to the soaring spirit; to provide a framework within which each soaring pilot may share an easy camaraderie with another while sharpening flying skills in a worldwide accepted discipline of growth and achievement. Members of the League, or LSF as it is known, have "been there"; have tasted silent flight and the sense of belonging. But to know is not always to say – for fear that speech and proclamation of one's innermost feelings may sever the tenuous bonds. and so LSF prefers a quiet program wherein its members, at their own pace, may acquire soaring skills through self-imposed discipline, perseverance and a search for understanding. We seek to know our environment, to probe its secrets by attempting increasingly difficult tasks. By so doing, we begin to discover ourselves.

Do you fly? Can you launch a motor less craft, keep it aloft for an hour or more by seeking out lift – wherever it may be? If so, you're LSF! Can you land unerringly, say ten times within five feet of a spot chosen by someone else" If you can, you're LSF. Have you the patience and the stamina to brave hours of biting wind and squint into the blistering sun while trying to navigate a tricky slope in turbulence? You have? Then you're LSF. Competitive spirit? Can you accumulate several thousand points in flight competition with your peers in six contests; against others of your kind who try as hard - or even harder – to win? Thought so; you're definitely LSF. Do the names Harris Hill, Torrey Pines, Die Wasserkuppe create that wanderlust feeling? Aha! You **are** LSF.

And how shall you be known, one to another? By your deeds and sportsmanship – and by a small, white soaring gull intertwined with the sky-blue letters "LSF", proudly worn over your heart and displayed on the wings of your timeless machine.

We won't try to find you, but if you're our kind, you'll find us.

NEWSLETTER EXTRACTS

(The following items are selected extracts from various LSF Newsletters and include; items considered to be of general interest, reports of 3 LSF members and the final tasks to achieve their Level V status, types of models flown at different times, and many other items)

1981 – March Newsletter

SPONSORS FOR 1981 LSF NATIONALS

The Hobby Warehouse	Underwood Qld.	Futaba 3 Channel
Mikes Models	Frankston Vic	JR 2 Channel and Marks Wanderer Glider
Ansett Airlines		1 Return Ticket Tasmania – Melbourne
Australian Balsa Co.		Presentation Pack of a large selection of Balsa
Futaba Sales	Caufield Vic	Grand Esprit Glider Kit
Model Flight	Adelaide – Sydney	JR 4 Channel FM (2+2) Radio All Nicad set F4C-2FV
ANZ Bank	Jerilderie	Trophy
A.B.C. Models	Box Hill Vic	QB 1800 Glider Kit
Airborne Magazine		Trophy & 12 month subscription
Australian Radio Modeller		Trophy & 12 month subscription
P.A.R.C.S.		Perpetual Trophy
Jerilderie Shire Council		
Jerilderie Racecourse Committee		

July 1981 Newsletter

STOP PRESS A Perpetual Trophy for LSF POSTAL GRAND CHAMPION has been donated by ORCHARD HOBBIES, Niddrie Vic.

1981 October Newsletter – Some 1981 Jerilderie Tournament Model Specs.

CODE: R-Rudder E-Elevator A-Aileron H-Releasing Towhook S-Spoilers Loading Oz/Sq Ft.

	SPAN	LOADING
John Borrill		
Big Birdie Bridie Kit R/E/S Coverite	99	6.0
Stretched RCM Viking 1350sq in Coverite Wing Tissue T/Plane R/E/S	130	7.5
Bruce Burns		
Aquilla Sunbury F/Glass Fus. R/E/S-H	99	7.8
Bird of Time Sunbury F/Glass Fus. R/E/S-H	118	8.3
Dave Meson		
Stretched 2Metre Algebra R/E Foam/Obechi Excelcote Eppler 205 Wing	99	8.0
Modified Brian Laging Overcast Design R/E/S-H 98oz		
Foam/Balsa Sheet Wing/Tail F/Glass Fuz.	148	8.2
Rob Benton		
Airtronics Aquilla R/E/S/H	99	7.0
RCM Bird of Time 9% T/Chord Coverite Silkspun R/E-H	118	10.0
Max Kroger		
Big Birdie Kit R/E Excellcote	99	8.0
RCM Bird of Time Sunbury F/Glass Fuz. R/E/S-H	118	10.0
Allan Beake		
Olympic II Kit Excellcote R/E/S-H	99	Unk.
Paragon R/E/S-H	118	Unk.
Allan Lowe		

Sunbird 205 Foam/Balsa/¾ Cloth Wing 10.5% T/Chord R/E-H 42oz	98	8.5
Paragon R/E Micro Cover 46oz	118	6.3

1983 November Newsletter

"Oh the chill west wind doth blow, And the cold rain doth rain,
Oh would that my Love were in my arms, And I in my bed again."

Peter Mather

1984/85 – Newsletter NO. 2

President "DAVO" — Jerilderie 1984



THE FLY OFF PILOTS FOR BEST FLIGHT — JERILDERIE 1984

Pilot: MIKE RICHARDS, Winch Man: DON ASH, Launcher: RALPH LEARMONT

1984 April Newsletter No. 14

The following Postal competition result is included to show the interest throughout the states, their LSF Levels and the models that they flew.

Postal Comp No. 3 – 1983/1984

(FAI Thermal, 8 in 11 & Spot Landing)

	LSF Level	State	Model
John Skinner	1	Tas	OD 50" Saggita-ish
Steve Ralph	2	Tas	OD 2m Prophet-ish
Dave Morgan	4	NSW	Sagitta
Eddie Smith	4	SA	Bird of Time
Chris Barrenger	3	Tas	144" OD. .8.5lb!
Graeme Blackman	3	Vic	112" OD "Kullari2"
Geoff Vincent	4	Vic	OD "Cloudbuster4"
Rob Benton	4	Vic	Marjalie
Charles Wyatt	2	Vic	Big Birdie
R Stothers	1	Vic	Mirage
Greg Weller	1	NSW	Metrick 2m
Peter White	2	Vic	Bird of Time
Robert Sellars	1	Vic	Overcast
Rick Harris	2	NSW	Modified Aquila
W Proctor	1	Vic	Own Design
R Wilkins	1	Vic	Aquila
Ray Colley	2	Qld	120" OD
Mal Pring	4	SA	2m OD "Skyliner 2000"
Helmjut Antschak	1	Qld	Ricochet
Don Ash	3	Vic	Ricochet
Frank Robinson	3	Qld	2m
Graeme Emms	1	WA	Miri 120 (Brand new)
Gordon Loan	1	WA	Alpha
Max Kroger	4	Vic	Ricochet
Greg Hayden	1	NSW	Modified Aquila
Dave Hall	1	WA	Hi-Fly
Bruce Gent	1	Vic	Pilot Reiher 2500

1984 July Newsletter No. 1

….. from Steve & Meryl Weissner after their first visit to Jerilderie.

HIS VIEW

This was my first Jerilderie and the best competition I've been to. I had heard stories of great interstate rivalry and the need to group together on the same channels etc. Meryl and I decided not to worry about all this and just take things as they came. The result was that we ended up with five of the nicest people you could hope to meet, who bent over backwards all weekend and gave us all the assistance one could hope for. This to me seemed to typify Jerilderie. It also gave me a chance to attach faces to a lot of names I had previously only read about.

I had a terrific time and I'll be back next year.

Finally, I was very aware throughout the weekend that a lot of effort had been put in by a handful of very dedicated people to make this event what it was. I hope that one day the rest of us will be able to return the favour.

HER VIEW

No wonder people speak so highly of the Jerilderie LSF comp. We've just joined the regulars for the first time and had such fun you can expect to see us there next year. Everything ran smoothly and quickly without military rigidness, thanks to C.D. Dave Meson. It was evident the hard work had been done before the comp. in working out the teams and draw etc. to enable

efficient running. By grouping people into teams of 7 or 8 there were always plenty of helpers available when needed. This also meant everyone had an opportunity to relax despite the intensity of competition. It was a much more pleasant time of year for a comp. than the height of summer (when the Nats. were held), which leaves everyone physically and mentally exhausted – it was a pleasure to do a hand tow … even if only to warm up!

Jerilderie offers more than the competition – there's the social side as well. The dinner on Saturday night was a great success with most people joining in the fun of the paper plane competition. On other nights it was a pleasure to meet where the others were gathering to eat and find yourself joining in any number of conversations in the course of the evening. I was pleased to see so many families there, which I hadn't expected.

Jerilderie would have to be the comp. I've enjoyed the most so far. I like the days of competition and the evenings allowed us to enjoy the company of everyone there – not always possible at a one-day comp. See you next year!

(Note: Over a period of time both Weissners had a lot of success at Jerilderie; Steve came 2nd in 1984 & 1985, won in 1986, won the Tournament of Champions in 1987 after coming third in the main event with Meryl a very close second).

1984/85 Newsletter No. 2

AND NOW FROM CHRIS BARRENGER ON TASSIE GLIDING

Following Jerilderie, Dave(Meson) asked if I could put a few notes together outlining the gliding situation in Tassie. There are four R/C Clubs in the State, two in the Hobart area and two in the Launceston area. The membership totals about 110, with about only twenty of these being interested enough in gliders to actually fly them "occasionally". Only about nine are "active" LSF members.

Ten years ago it was common to have as many as twenty contestants at a thermal contest, but with the advent of F3B contests, we seemed to lose 3 or 4 and then a few more people dropped out until we arrived with the situation of about ten regular "diehards" who kept the contest scene going over the last five years. Fortunately interest seems to have risen somewhat in the last two years and a spate of contests have been run, although we had to have three attempts to get the 1984 Open Duration Championships under way because of bad weather. Just after Easter this year, the Southern Model Sailplane club in Hobart (about 10 members) organised an R/C glider seminar at an Adult Education camp in Campbell Town. About seventeen Tasmanians were interested enough to enrol for the weekend. The department sponsored Ralph Learmont to come over and run the event, which consisted of flying demonstrations and contests through the day, and discussions in the evening. The weekend had something for everyone, and was a tremendous success.

As regards the type of models being flown, most people had been content to persist with your typical lightweight duration type model. Unfortunately we have had a very windy last few years and of course this type of model has not coped at all. During this period Steve Ralph, John Skinner and myself had been dabbling with and recently achieved fairly good results with F3B models. It didn't take long to realise the advantages these models have when the weather isn't quite as perfect as one might like, and so we set to and tried to apply some of the advantages of F3B models to duration models. The result were the models John and I brought over to Jerilderie. Whilst a little heavy and maybe at a slight disadvantage on a frosty morning in more "average" conditions, they work very well. They have been designed around large size, large chord (high Reynold's Number and therefore efficiency), generous moment and high strength. We felt the strength factor was very important, allowing us to launch fast and high, dive quickly when required and land not quite so perfectly as you appear to have to in a contest, and still be in one piece for the next round.

Since Jerilderie '84, our line of experimentation is with flaps. We had discussed the merits of flaps and various ways of coupling them to elevators and ailerons with Ralph Learmont when he was over here. Having seem Max Kroger's Ricochet and Geoff Vincent's modified Kestrel perform, we feel there is a definite advantage to be gained for both F3B and duration models. So

much so that John has just put flaps into his F3B model last week – he has only tested it on the slope, but both he and Steve feel it will be three to four seconds faster in speed (which puts him down to 20 seconds!), coupled with a much lower stalling speed. John is about to upgrade his R/C gear to a Multiplex Royal system to get all the mixing functions he wants. Look out up there! Steve has got one of his Majali wings flapped and should be testing his soon. We also had the good fortune to meet a West German university student touring Tasmania a few months ago, who just happens to be studying aerodynamics at the University where Prof. Eppler works. He sent us over co-ordinates of some of his latest airfoils for models. We will be trying them out and will forward any of the "good ones" through the newsletter. Hope my ramblings have been of some interest, regards to all of whom we met at Jerilderie,

Chris Barrenger

AIR PRESSURE & ALTITUDE

First the lesson, (with apologies to those who already know).
In ISA (International Standard Atmosphere), the average sea level pressure of the air called Static pressure is 1013 millibars or 14.7 lbs. per □", this pressure is caused by the gravity of the earth acting on the air around it.

Static pressure exists everywhere and acts upon everything. Just imagine for a moment what would happen if you took a box and removed the air pressure from inside (create a vacuum), the external pressure still being 14.7 per □" would crush it with immense force.

Pressure reduces with altitude such that at 18,000 ft., it is about half that of sea level, this reduction or lapse rate as it is called is approx. 30 ft per millibar or in simple terms, approx ½ lb less per 1,000 ft. of altitude.

Now imagine if you will, your beautiful new glider with plastic heat-shrink wing covered wings, stab. and rudder, all nicely sealed with painstaking care, you're ready to launch into the wild blue yonder. The pressure inside and outside those wings is standard (14.7 lb. □"). Bang, your foot goes down on the winch switch and in no time your bird is thermally nicely and you're as proud as punch. Before long she's thermalled up to say 1,000' and lazily circling in the sky, but wait, what has happened to the pressure inside your nicely sealed wings? Answer, nothing, it's remained the same, but the air pressure in which the glider now finds itself however is considerably less. (Remember 1,000' equals ½ lb. per □" less pressure), result ½ lb. per □" or 72 lb. per □" more pressure inside than out. What happens to those wings, the simple answer is that they expand or balloon because of the extra pressure trapped inside your sealed up heat-shrink. The mind boggles at what happens to the shape of the wing section, the strain must be tremendous.

Have you ever noticed after getting home from a day's flying, that the covering, all nicely sealed down onto the cap strips before, has now unsealed itself, or have you ever watched a fellow pilot flying his glider with no problems and suddenly for no apparent reason, a wing fails and down it comes. I pose the question, I wonder if his wings and yours, are totally sealed and airtight.

The answer of course, is to make sure that the air pressure can equalise by having some form of escape hatch. In full size, particularly fabric covered gliders, there are small holes under the trailing edge of the wing to let out both condensation and air, and thus the problem is resolved. A couple of small pin holes under your wing will suffice and of course a hole through each rib to equalise all areas of trapped air, but please don't forget the stabs., rudder, and each flap and aileron. Who knows, sticking a pin in your model might just save it from a nasty end.

DAVO(Meson)

1987/88 Newsletter No. 4

FROM THE PRESIDENT

Well, another year has come and gone since Jerilderie 87. Plans are well in advance for our 88 contest, which even though no Federal funding came to pass, will still be called our "BICENTENIAL TOURNAMENT".

The most significant event (according to me, and I'm biased as you will see), was the final completion of my Level V with an 8 hour slope flight on Anstey's Hill in Adelaide on 15th Jan, 1988. It's an unexplainable feeling of elation when it finally comes to pass. It took about 5 minutes after the completion of the task for the realization to sink in that it was finally over. As Martin Simons said in a letter to after the event, "What do you do for the rest of your life, Mal?"

"Well", I said, "I have never won a Nationals Glider event, for a start". Plenty of places, but never a win. "I have never won a Jerilderie either". So plenty still remains to do. Since winning the last contest late last year, I realized how uptight I had become in my flying. Now the pressure is off, and I am relaxing, the other contestants are having to watch out. Last Sunday, in a club contest, over three flights I had 2 seconds total error, with 3 metres total distance! I felt sorry for Ken Watson who is flying extremely well this year, when he commented about what he had to do to win a contest. (His scores were very close to mine). He will be the "gunnywhup" if he goes to Jerilderie. Seriously though, the harder I tried last year, the worse I got. It took me 3 and half years win that last contest.

A full report has been sent to Bruce Abell, and to Murray Scott detailing various aspects of the out and back and the 8 hour slope, so I will not go into detail here. But remember, those tasks are only able to be completed with the help of other L.S.F. members and in this regard I must acknowledge the help and perseverance of Eddie Smith, Colin Purvis and Ken Watson along with their other halves, especially my own wife, who put up with many early morning departures and time preparing for the challenge.

I have had confirmation from the U.S.A. that my Level V is the first achieved outside of the U.S.A. The L.S.F. has chapters in Canada, England, Switzerland, W. Germany, Denmark, Austria, India, Mexico and Italy. It looks like my Level V number will be around 60 (*actually 62nd*). In a letter to me from Peter Waplinger (Simon's equivalent in the States), he wishes all L.S.F. members here in Aust, a cheery "Hello".

1988/1989 Newsletter No. 4

1989/90 Newsletter No. 2

The Old Clark Y

By Martin Simons

After the talk I gave at Jerilderie (1989) I was surprised to discover that many LSF members did not know the Clark Y wing profile. Several people assured me they used a Clark Y wing. This proved on most occasions to be incorrect. In particular, neither the **Big Birdy** nor the **Bird of Time** use this profile, although the Bird of Time may use a thinned down version of it. It seems necessary to publish the ordinates of the Clark Y to correct some false impressions.

The Clark Y, as it was designed about 1921 by Virginius Clark, is a profile with fairly strong camber of 3.6%. It is 11.7% thick, the maximum thickness point being located at 30% of the chord, measured as usual from the leading edge. The underside of the section is not flat all the way but only from the 30% chord position to the trailing edge.

My remarks about this profile may be summarised thus.

The wind tunnel tests done at Stuttgart by Dieter Althaus's students, show the **genuine** Clark Y still to be an extremely good low speed wing section, with a high maximum lift coefficient for a low stalling speed, and low profile drag at high angles of attack. This results in a model which can turn tightly with a low minimum rate of sink. It is hard to beat for light wind, weak lift conditions. At high speeds, for 'penetration' through sink or making way against a wind, the Clark Y wing will not do so well as sections with less camber and thickness.

It should be clear that the wind tunnel tests were done on a very exact model wing. The good results predicted will not appear if the Clark Y section is not correctly plotted and accurately built. That applies to all wing profiles but a final point worth mentioning is that all of the older sections, such as the Clark Y and the NACA 4 digit series, are probably less sensitive to errors in construction and surface finish than any of the new profiles designed with critical boundary layer flow conditions.

1989/90 Newsletter No. 2

Martin Simons concentrating on a flight during the Jerilderie tournament this year.

Timing is being carried out by Ron Kent.

Photo courtesy Rob Benton



1989/90 Newsletter No. 4

EDDIE finishes Level 5 *by Mal Pring*

Eddie Smith became the second person to achieve Level 5 in Australia on January 7th, 1990, with the completion of his final task, an 8 hour slope flight.

Having completed his 2 hour thermal mark on New Year's Eve, he flew on a little longer to record a time of 2 hrs. 20 mins. 37 secs, (and in so doing, eclipsed my own time to record a new S. A. record). This is still far short of Rob Benton's L.S.F. record time of over four hours set in a postal contest about three years ago.

Eddie's thermal flight had been holding him up for the last twelve months, having had many flights in excess of one hour, with several flights around the one hour forty five mark to his credit. Once this was completed it was only a matter waiting for suitable conditions, and a cooperative weather pattern for the ensuing eight hours.

Until one does a long slope flight, one does not realize how much the weather changes over an eight hour period, both in wind strength and direction. He used a slope facing the south east, which is about 400 metres long, and about 150 metres up from the base, with a slight kink around to the east at one end, and a slight kink to the south at the other, on the Myponga to Willunga Road, south of Adelaide.

Preparations were made for the flight by wiring up an external gel-cell battery to the transmitter, to give the required life for the flight. The glider carried a set of 1200Mah batteries to ensure enough reserve power in the plane. Just under half was consumed during the flight. The Gel-cell had 4 diodes wired in series with the circuit to drop the voltage from 12 volts to an acceptable level for the long flight. The gear used was JR Pulse S Transmitter driving an old Skyleader Receiver with 2 SRC6bb servos. Rob Badenoch completed the trio, as he had to do a four hour flight for his Level 4. He used a standard JR/Graupner computer MC-16 computer Transmitter (with heavy duty battery pack, which we discharged after his flight, and it was still going at about the 6 hour mark!) A standard 500Mah battery was in the aircraft. (A old Alpha H with modern Rx and servo's)

Eddie and I arrived at the slope at about 8.00am, and proceeded to set up ready for the attempt, hoping that Rob had not slept in! One thing good about this slope is, is that you can drive to the top, and use the cars as a wind break and base, as well as storing the luxuries of life, and having some music to listen to.

We saw Rob coming in the gate at the bottom, and the tempo of assembly increased, As showers were forecast, the front of the model was sealed with masking tape to prevent the entry of any unwanted water. (This proved unnecessary as it turned out, but we did not want to chance a failure.) At 8.44, after a quick radio check, the model was launched off into the blue sky. The wind was an estimated 12-15 knots from the SE, directly up the slope. At about 9.00, Eddie had company in the air in the form of a one to one scale Wedge Tail Eagle of about 2.5 metres span. He (or she) was joined later by a mate, who were to pester, attack and formation fly for the rest of the time we were there.

The first hour passed relatively uneventfully. Rob launched at about 9.58 to join Eddie in the air, and I followed a little later to keep them company. This was not to last as the friendly wedgies decided they did not like the colour of my model, and I learnt a few very hasty evasive manoeuvres needed to keep them away from the model. A wedgie, once committed in a straight line with wings slightly folded cannot turn quickly, so fast speed runs with pylon turns were the order of the day. After about 40 mins., I decided to give him his piece of sky, and came in to land. Later in the day, he got onto Eddie's tail just as a good thermal came through, and it was a sight to behold with Eddie flying very fast into the wind, with the eagle about 2 metres behind, but being out climbed by the model and unable to get above for an attack. He, (the eagle), finally gave up in disgust and joined his mate for the rest of the time!

At about 11.45, the wind started to chop and change as thermal activity started to interfere with the slope lift, and the wind swung around to the east, and dropped in intensity, causing the height of both models to vary from 20 metres below the slope, to 200 metres above, with some low,

precise flying to maintain altitude at times, with the eagles playing tag. We moved around to the easterly part of the slope for this period of time, with the boys foregoing the chairs for a reclining position on the ground. At 2.02, Rob came in to land at 4hrs. 04mins. 35secs., having been very worried about his aircraft batteries for some time.

About 2.30, the breeze strengthened and returned to the SE (as Eddie had predicted), at a steady 12-15 knots. This breeze continued for the next 2.5 hours, as Eddie flew solo to his 8 hour flight time, landing at bout 4.48 for a flight of 8hrs. o3mins. 21secs.

We disassembled the model and retired to Eddie's shack at Sellick's Beach where Linda had dutifully bought some champagne in anticipation, and celebrated another piece of LSF (Aust) history. (Eddie is the 72nd LSF member to achieve Level V).



Pictured – Eddie Smith and Robin Badenoch immediately after having completed their 8 and 4 hour slope flights respectively on the slope near Myponga. Aircraft is Skyliner 22, repaired after wing fold at Jerilderie last year.

1992/93 Newsletter No. 1

3 FANTASTIC DAYS OF GLIDER FLYING

Dear Chris,

I enclose a late report of a fantastic three days of glider flying. This was the Cairnbrook Caper, an event run near Traralgon in Victoria during the long weekend 7-9 March in lovely weather. The event is run annually for cross county competition, and some very good results have been achieved in previous years. The fliers taking part this year were Peter Mather/Sagitta XC, Max Haysom/Sagitta 900 scaled up by 1.3, Ralph Learmont/Eclipse, Scott Lennon/Total Eclipse (added tiplets), Tim Mellor/Apollo, David Hobby/Eclipse. I flew my Merlyn, and I am delighted to say that I have now finished Level 5, by completing the 10km return cross country task. Hooray Hooray! It has taken me 9 years and many attempts. Peter and I were there early Saturday morning, and when Scott arrived I could not resist the conditions and set off on a 10km return attempt. There was negligible easterly drift, which made the winch battery really labour getting the Merlyn away on the 300 winch line. I was quickly in light lift and circling away down the course under a reducing cloud cover, with the thermal sniffer giving a good signal back to Peter who was Tactics adviser. I think I made very slow progress with 2 bursts of advancing quickly down the road when I had got the model really high. I was out of the car for quite a while at the turn point, conveniently marked by a crossing railway line and a small town. It took quite a while to get the model up and away over the town. I had a real feeling of frustration at the halfway back point. It had clouded over a little while and I was stuck for about 30 minutes trying to get a real height gain. The model would climb away in difficult weak lift from about 150 feet slowly to about 600 feet, the either the lift disappeared, or I flew badly,, and found the model back at about 150 feet in search before finding weak lift again. On the 4th try the lift was more definite, and topped by a small cumulus cloud. I felt much happier, and the rest of trip was easy, It still took me 2 hours and 12 minutes. Definitely no prizes for speed with the old Merlyn. Those in the know recommend that I ballast

it more. Anyway back to the weekend. Max Haysom had arrived in the meantime, and he also was in need of the 10km and return. I jumped in to add to his team, and listening to his thermal sniffer, off we went. If anything, the good bits were better for him and the dramatic bits worse. The cumulus clouds were abundant, and really marked the good air, so we went from stepping stone to stepping stone, with a bit of circling as necessary, It was at about half way back that we lost height, and needed to really scratch around. Max finally worked it back up from about 80 feet with some great flying, and he finished the course in about 1 hour and 30 minutes. He still had great height so he did a bit more thermalling to finish off his 2 hour task as well. Not a bad start to the weekend! While we were away, Tim Mellor the CD had declared that everyone was having so much fun, the competitive side of the weekend could wait until another day. Peter Mather took this opportunity to see if he could extend his one-way personal best.

Off he went on the back of a utility. We could go about 40km road distance for 31km straight line dist. He had forgotten to bring his back-up transmitter, so his 2hr 40min flt was about his limit for battery life anyway. Scott Lennon put in a 1 hour flight to finish Level 4 and Ralph Learmont joined in the LSF task achievement with an overkill of a flight. He did a 1hr thermal flight finishing by sliding his Eclipse right up to the target. He then finished Level TWO with a spot landing with his son's Albatross for contrast. He had been sitting on level 2 for ages. Perhaps the activity was brought on by Adam, his son, having a great time at the field with his Albatross, and mastering the landing pattern. He now has his own LSF form. Ralph continued his overkill of the LSF task programme with his results once the comp started the next day. The first task was 4km out and return. There was once again only a light drift. Which we had to work against to get to the turn point. Peter Mather and Ralph both completed the task. Ralph even saved his flight at power line height. That gave him Level 3 distance and duration. Tim and Scott both nearly completed the task, while Max and I had no problem making long flights but could not get away into the drifts. Peter's friend John shamed us by getting his Prelude 2.5km up wind in a good flight. The Saturday afternoon task was downwind race of 8.7km, timed from launch. I went away first and managed a lazy circling 36min. I don't have a result sheet, but I think most made the distance, with Peter, Ralph and Scott doing it quickest in about 23min. That was until I gave the Merlyn another late attempt. Conditions must have been better, and I knew the time to beat. Whatever it was, it worked. I circled it up quite quickly, then trimmed it down and headed it for the finish, and we chased it at 80 km/hr. That was a 21min time, and one up for balsa over fiberglass! Ralph turned around and flew back up the course into the wind instead of landing off a long drive for the finish. Scott and Tim both just scraped in on their final glide. The final task on Monday was going to be unlimited distance, but after Peter's marathon effort on Saturday, we all thought it should be kept local. A 23km closed course was set. Conditions were much the same and the course started with the 8.5km down wind leg we had done the afternoon before. Once again most people made the downwind bit with small distances made up the back of the course. I think the best was about 1.5 upwind by David Hobby. That was until the XC Master Peter Mather set out. Perhaps the breeze had dropped, but he demonstrated that his model, which is ballasted to the FAI weight limit, has a truly impressive glide angle. He also used his thermal sniffer well, however whenever the plane rose, and I would have circled, he mainly just slowed, unless it was getting a bit low. He kept picking lift at the right time and

capped a great weekend with this fantastic flight. 23km closed course in 1hr 15min. Well done everybody.
Thanks CD Tim Mellor. Roll on next year.
Regards, Rob Benton
(Note – Rob is the 3rd Australian to complete Level V, and the 81st overall).

1996/97 – Newsletter No. 2.

Speed Secrets from the Master (alias Daryl Perkins)

From: MavtecAaol.com
Date: Wed, 11 Dec 1996 22:30:26-0500
Subject: [RCSE] Romania Bonehead

All right, all right. You guys want to hear about some screw ups, I've done them all!! Launching battery packs is my specialty. The last time was at 8 pounds on the slope after thermalling (that's right Lucas, thermalling) to altitude and doing consecutive rolls. Bad tape, well, Ok, good tape, just old tape. Those 3 inches of canopy tape get really expensive over the years.

Those are always fun (done it many times), but my biggest bonehead was at the World Champs in Romania. The scene: the winch line is about 50 yds long. Not a problem for distance or duration, you can stand right behind the winch, but for Speed we often remote launch. You know, stand at base A and have a thrower toss the model for us on command. They give us 5 minutes prep time in groups, so when our turn is up, they call us and we have no choice but to go. I was ready. I had turned on my V-Ultra. I had turned on my 9ZAP. Everything functioned perfectly. Hadn't changed planes, so no reason to check model or set-up, it was perfect. I had about 11/2 pounds of ballast as we had some upwind to launch into. I was ready to go fast.

The competitor before me was having some problems. Lousy air. He aborted one launch. He aborted 2 launches. At this point I reached down and turned off my mitter. We charge on different chargers overseas due to the 220 volt outlets, and I wanted to make certain not to run down my tranny battery. The gent in front of me took up his whole working time, and didn't get his run off. He was a good friend, and I felt bad for him.

The CD at this point took me by the arm and walked me around, pointing out the various safety lines. We were using 2 winch lines and he didn't want to see me costing myself 100 points stupid penalty. I didn't mind the wasting of time, as the prior flyer really had lousy air. Why? Because a thermal was building. I was content to wait.

I got back into position, and the wind stopped. I begged for my working time, and I told my team, "No circling," were gonna blast. I got my working time, and signalled Larry Jolly to launch my V-Ultra. The plane went straight right outa his hand. It was a perfect toss. I gently pushed the rudder stick left to hook slightly downwind. Nothing. I coerced the aileron stick left, and model started to weathervane into the wind to the right. I was horrified and started to scream, "I ain't got it," but the words stuck in my throat. It was then that I realized, "Oh shi#*@, my mitter ain't on!!" I casually reached down and hit the switch, the problem is that it takes about 1 to 1 ½ seconds for the 9ZAP to "boot up." The plane went through some really neat gyrations before I got it back under control, but I was all outa sorts. The winch had been stopped for about 6 seconds at this point due to the monster thermal, and was starting to smoke. Sorry Joe (It was his winch).

The launch was as high as I'd seen for this round, maybe higher, but definitely a keeper. I had to keep the launch while the thermal remained on course, but get myself under control. I was still panicked, and my thumb was still shaking. I make a couple of circles, not to gain altitude, but to regain composure. I did a slope race entry. Dove straight towards myself to get a little punch from the crosswind, and entered. Apexed the first turn at 3 ¼ sec. and got the horn, nailed base A and got another horn and apexed the last turn at 3 ½ sec. just as the horn sounded signalling a good run, and a 15.36.

That's how I broke the World Champs speed record. Bonehead moves aren't always a bad thing.

Daryl

FLYING ON THE EDGE

A red letter day for me was Saturday, February 28th, when I completed the first of my LSFV tasks; the eight hour slope flight. I achieved this on the first day of a three day State F3F slope soaring championship held at Shelley Beach Bluff, Albany, Western Australia. The launch landing area has two ramps for Hang Gliders to launch into winds from ESE to SSW. The plane was launched at 8.20 and I landed it at 4.30pm. At eight hours, there was a countdown from some of the contestants accompanied by a cacophony of noise. It took me another eight minutes to land. I was ecstatic!!

I was more than my usual nervous self when the plane was launched. The wind unlike the previous day, was not blowing directly on to the slope but from an easterly direction, so for the first couple of hours, I was sloping from the next hill, only moving on to the face of the hill from which we were standing when the wind moved into a more south-east direction. The wind speed was constant all day, (about 22-33 kph). It did get bouncy for a couple of hours after lunch before settling down and was absolutely perfect for the last hour. The wind was from the sea at all times and the plane was usually 300 – 400 metres above sea level.

I had one dramatic moment after about five hours of flying when the transmitter batteries were changed. I was wearing a fanny bag containing eight sub-C cell alkaline batteries connected to a long Y harness; during a rehearsal the day before the change over worked perfectly. Whereby Bill plugged in the second battery, then I switched on/off simultaneously, but on THE day it did not work and to my horror I saw the plane wildly circling and moving very rapidly back to the slope and then descending at breakneck speed to the ground. I rapidly moved closer to the plane; while the batteries were quickly switched on and off until a connection was made. I stabilized the plane and I will never forget the plane passing stately and slowly in front of me out of the valley and climbing back up into the air in front of the slope. I would love to had had a photograph of that moment in time.

It took me about an hour to settle down after that and then I began to worry about a good landing. The contestants in the contest were all cheering for me and telling me about wind changes which confirmed what in my tired state I was aware of. What I was unaware of was the number of planes which were landing way down into the valley behind because of large area of dead air. So we decided that the way to land the plane was the way I had used on previous flights here; I made a pass in front of the slope, then a down wind pass into the valley close to the slope; then another turn upwind; realizing that I was too high, made a very quick left hand turn and then landed almost at my feet to the applause of the crowd. And I still had a plane! Many thanks to all who supported me along the way. It was much appreciated. Congratulations to Richard Sutherland who flying his foamie Me-109 completed a one hour flight, his first LSF slope task.

TECHNICAL DETAILS
A 2.5m Clark Y Windrifter, 11.75 oz per square foot; rudder/elevator only. Futaba TX, Hi tech 7 channel RX, 4 Duracell 1.5 cells airborne, 2 x 8 Tx. Yes, behind a bush discreetly hidden but in full view of the plane, a little camping porta potty; used once!

Margaret Pettigrew LSF 5442
WARS Club, 14th March, '98

Congratulations to Margaret Pettigrew on achieving her 8 hour slope flight for LSF Level 5.

LSF Web Page

The LSF of Australia are on line....

Here's the best reason yet to get on the net! The LSF of Australia now has it's own web page. It will be kept up to date with some of the following:

- Postal Comp dates, entry forms & results.
- Sponsors List and links to their web pages (they look after us so please try to look after them)
- Reports on events.
- Notification of upcoming events & entry forms – let us know if you want to publish your next event details.
- Blank Aspirant & Level forms to be down-loaded (Adobe pdf format)
- Picture page for events around the country (send us your pictures so we can show eve-ryone what is happening – comp, slope, scale etc.)
- Links to LSF Members Homepages – let us know yours!
- We are open to other suggestions, let us know what you would like to see on it.

Note the address:

http://www.ozemail.com.au/~lsfaust

Also, the LSF now has email. The executive can be contacted at:

lsfaust@ozemail.com.au

KARTOON KORNER

The following pages contain many of the cartoons that have appeared in the LSF Newsletters.





"Say . . . What's a mountain goat doing way up here in a cloud bank?"

More trouble brewing

PETE'S STUFFed

The following cartoon was considered appropriate ?#@$#@$ Computers





I reckon Barney was a modeller!


DESIGN FOR ELECTROSLOT 900
BY PABLO PICASSO


IT'S ANOTHER ONE WHO WANTS TO BRING IT WITH HIM!


I WAS TRYIN' FOR 'STRAIGHT & LEVEL'!
GREAT STUNT!

YOUR CONFIDENCE IS REASSURING.

The USAF and USN announced today that the first ever C-17 carrier landing has been a total success. In other news, the USAF and USN have launched a study to determine the optimal method of getting a C-17 off an aircraft carrier.

Swedish launch method

At the '98 World F3J Championships in England, an Australian flyer was immortalised in this cartoon depicting the demise of his Tragi, in the daily newspaper, the Upton Soarer.
(Reprinted with permission of Phil Lockwood.)

Angus Redman prepares to solo.... Mum was NOT amused!
Taken at HSL scale Glider day

... maybe this is one of those 'scale' pilots!!



orbell chimed. With his wife out
nd not expecting any visitors,
med began to grow uneasy.



"I think I'll have just one more flight
before I pack up" Chris Barenger. Jerilderie '93

Not exactly a cartoon, but, worth a smile,





If they really are diving for worms
tell me how they know where they are!

League of Silent Flight

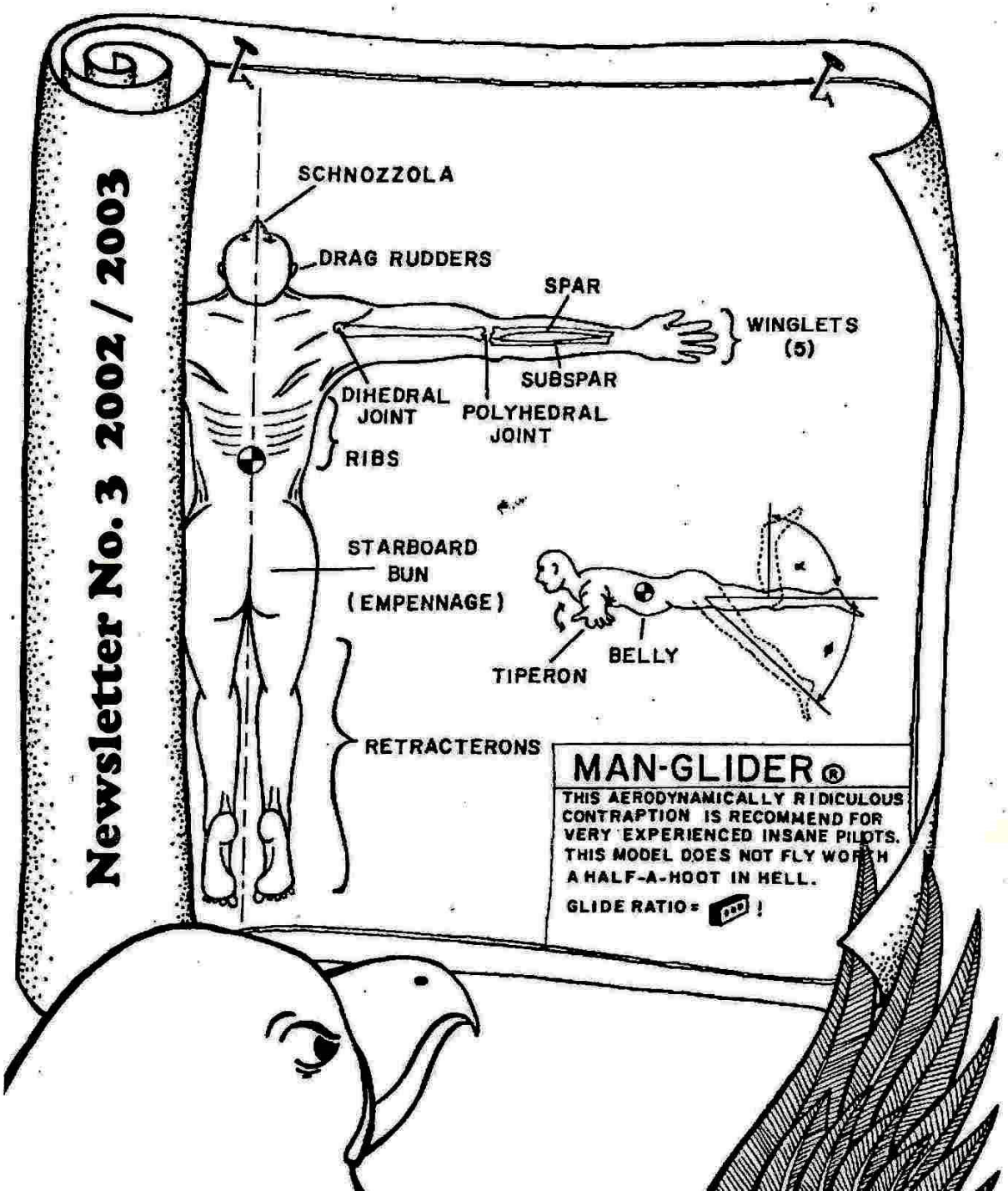

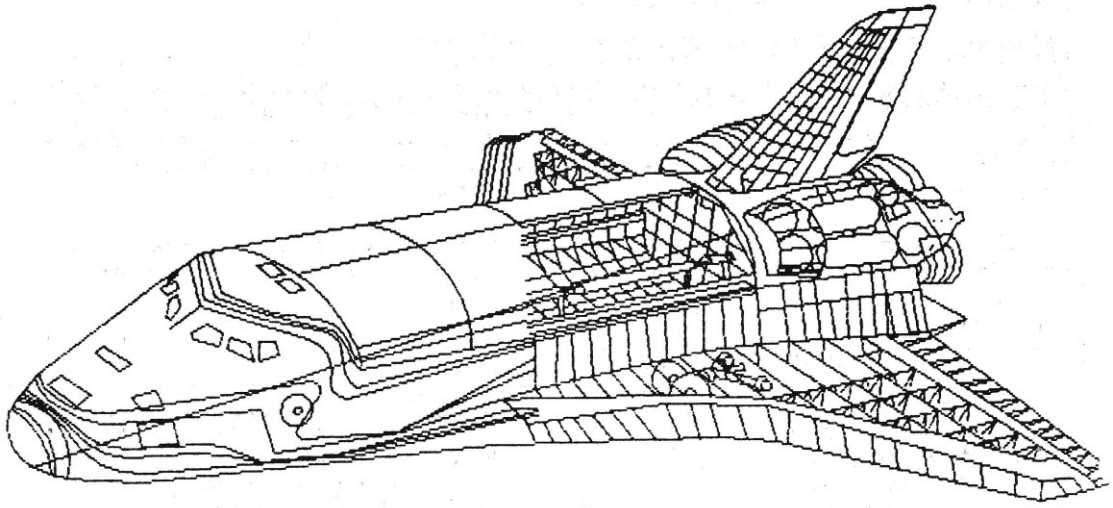

Stop Press

Scoop !!!!!

Eddie's new top secret F3b model (Smith)

for 1989 ???

Graham Johnson: "Okay, I've got the zap and working time is in 3 minutes...."



I shot a glider into the air,
It came to earth I know not where.
I've searched for days, in deep despair,
Through briar and mud, through sty and lair.
But when I find it sitting there
All safe and smug, in good repair,
The radio I'll remove with care,
Then bending knee as if in prayer,
I'll stomp the living hell out of it.

C. Montague Hutspaw

From "OLD BUZZARD'S SOARING BOOK
M & M ENTERPRISES

And we thought we cut it fine… some full size outlandings!



Not the best time for sitting on the fence…..



Ahhh… the trees needed trimming anyway!





Now Evan -
Where did you park that thermal you just used?
Gary Jordan at the NSW State Champs.

Don't point that bloody thing at me.



Splat landing redefined. Andrew Goddard show how not to do it.



Who's turn now. The flight line at Muswellbrook.

Scenes from the Nats.

47TH NATS - WAGGA WAGGA THERMAL GLIDER



Charlie Smith psyching out the turnaround before launching Gerry Carter's Calypso Sport.



Phil Birds totalled LBT8000 - broken or what?



Vic Pember saving his Paragon!



Pete Goldsmiths 4.5m Eclipse.

That's better... I'll just leave the damn thing alone!
The Master, Mike Sampson

2005 – The start of SCALE at JERILDERIE

or, another reason to go there!!

*(Whilst the event is NOT related to the LSF Tournament at Jerilderie, many of those involved are LSF Members and the event itself could be the fore-runner to more such **SCALE** gatherings at this ideally central location in the future – another bonus for modelling & Jerilderie).*

The original concept for a scale glider aerotow at the Jerilderie racecourse was the idea of Gregg Voak. After many years of attending the LSF thermal tournament over the Queen's birthday long weekend, the venue was seen as a perfect place to hold an aerotow event with its wide open spaces and the possibility of ideal gliding weather over the Easter long weekend.

EASTER - JERILDERIE – Scale - 2005

by Gary Mac (Dougall)

On arriving at Jerilderie and proceeding to the racecourse I found a big inner circle of the racecourse totally clear of any obstacles. You could land anywhere you liked. I checked in and paid the entry fee of $20 which gave us 4 days of flying and a wide brim hat with the words JERILDERIE 2000 printed on the front. I think it was good value.

It was a little bit windy at the start but it died down a bit so we were able to start flying. This was good because people had come from Surfer's Paradise, Sydney, Adelaide and Melbourne. Unfortunately for me on my 2nd flight I got into a spot of bother with the tow release and snapped a wing off the KA8 and, as you know, they don't fly too well with one wing. Down it came to mother earth and into a 100 bits. The wing that came off landed in a paddock about one and a half kilometres away. It was found by the farmer who kindly returned it to the flying field next day. So, back to the trailer and select another one!

Bill Bland had come down from Sydney with his van chock a block full of large scale gliders and a tow plane with a 3 metre wingspan and 120cc twin cylinder motor on the front end. Just the size needed as there were some big gliders there to be towed up.

There were 2 off Ventus 2C (I think this is the correct name), one belonging to David Hobby and the other one which had an electric motor mounted behind the pilot belonging to a flyer from Sydney. Both had 6.8 metre wing spans and looked very impressive in the air and when coming in to land. Unfortunately for David, on Sunday he got mixed up when making an adjustment to his transmitter. He looked back up and followed the wrong plane as his model was going down elsewhere. It was a complete write-off.

Greg Potter made the journey over from S.A. to fly his yellow Lunak and was having a good time catching plenty of thermals. Steve Keep was flying a Lunak as well. Ziggy Kusiak came all the way down from the Gold Coast to join in the fun. Normally Ziggy flies F3B competition but wants to get into more fun flying. He certainly had fun over the weekend with his ¼ scale 4m wing span Pirat and got onto some good thermals. On Sunday Bill Bland gave him a lend of his Piccalario variometer. He had a grin from ear to ear and was like a kid with a new toy! I don't know if Bill was able to get it back off him or not because he was sure having fun flying with it.

Mark Doyle had his beautiful looking Reiher 3 – 1/3 scale – 5.4 metre wing span with gull wings. This plane looked beautiful in the air. He also had his big ½ scale 5.2 metre Salto 101. Also from Victoria we had Theo with his 1/5 scale Minimoa and his big Nimbus which had a tangle with a tuft of grass on take-off and performed a cartwheel, snapping a wing. Also, we mustn't forget our ever reliable tug pilot Tony Greiger who likes to relieve the pressure of flying his tow plane with a bit of thermal flying with his 1/5 scale DG 500, 3.6m wingspan.

At the initial pilots briefing Greg Voak had explained that we were going to fly with each pilot having a spotter or caller standing beside them to make sure that there were no planes flying on collision courses with each other. This was also to make sure that the field was clear when

coming in to land. I think this worked quite well and I think it should become standard practise as it makes for pretty good safe flying, and, after all, that is what we all want.

On Sunday there was an Aerobatic competition for anyone who wanted to try their luck. In 1st place, Greg Voak, 2nd place Colin Collyer – 136 points, 3rd place, Steve Keep with 124 points from the 5 pilots who entered, and the winner of the PILOTS CHOICE OF THE MOST POPULAR MODEL, Mark Doyle/Reiher, Bill Bland's Duo Discus, David Hobby/Ventus, Ziggy Kusiak/Pirat, Gregg Potter/Lunak.

I think everyone had a good time and certainly had plenty of airtime with plenty of good thermals. The weather was perfect and there was plenty of all different types of accommodation available. The local LIONS Club have their "Chuck Wagon" there for breakfast and lunch on Sat. and Sun. so we didn't go hungry.

Bill Bland's Hots Tug, now that really is a tug!!

It was decided that this would become an annual event and would be held over the Easter break to give the interstate visitors time to travel.

The pilots and their models:

Bill Bland	Hots Tug, Duo Discus, Fox, Salto
Tony Greiger	Tug (?), DG 500
Walter Radovich	1/3 scale Ventus (with foldaway Electric powered motor)
Mark Doyle	1/3 scale Reiher, ½ scale Salto
David Hobby	1/3 scale Ventus
Steve Keep	Lunak
Ziggy Kusiak	Pirat
Gregg Potter	Lunak
Theo Arvanitakis	1/5 scale Minimoa, Nimbus

Greg Voak and others, a total of 14 pilots with 30 models, some pictured below.

2006 - March 24-25-26, Scale Gliders at Jerilderie

Some of those who attended and their models:-

Greg Voak	Hots Tug (Small)		¼ scale Schweizer 1-26	3.5m
Bill Bland	Hots Tug **(BIG)**		½ scale ASW 28	7.5m
David Hobby	¼ scale DG600	4.8m	ASK 8	
Jim Houdalakis	¼ scale DG600	4.8m		
Theo Arvanitakis	⅓ scale Ventus 2AX	4.4m		
Chris Carpenter	Wilga Tug		¼ scale ASW 28	4.2m
	¼ scale ASW 24	4.2m		
Rod Watkins	⅓ scale Nimbus	7.0m	⅓ scale Discus	4.2m
Bill Hamilton	⅓ scale Salto	4.53m		
Gary McDougall	Lunak			
Henry Kobylanski	¼ scale ASW 28	4.4m		

2007 Scale at Jerilderie, Easter weekend (6-9 April) 2007 (the third time)

Jerilderie 2007 — Gary Mac

Roll call of everyone there...

Gregg Voak ASW15; HOTS (Tug)
David Hobby ASK8; DG600, PIPER CUB (Tug)
Theo Arvanitakis VENTUS 2AX; PILATUS B4
Ross Bathie SCHWEITZER 1-26; LENTUS
Henryk Kobylanski ASW 28; STICK (Tug)
Neil Spencer SLINGSBY GULL; PEGASUS
Danny Malcom ASW28; DG500
Gary Mac DG600 LUNAK; MINIMOA (now deceased)
Wayne Jones TWIN ASTIR
Anthony Peate LUNAK; ASW22
Jim Houdalakis DG600
Bill Bland DUO DISC; ASW28; SALTO; BIRD DOG (Tug)
Barry Kenyon ASK13
Hayden Daly NIMBUS 4D; DISCUS 2B
Andy Smith KA6; ASK16; LUNAK
Rod Watkins MINIMOA; DISCUS 2B
Mark Hunt DISCUS 2B
Barry Smith BIRD DOG (Tug)
Bill and Rose Hamilton SALTO w. Jet Joe 1200 turbine

Photos : Henryk Kobylanski—Silent Flight Network web site / Text : Gary Mac



2008 If held, NO known report.

2009 Easter April 10-13. Organised by the SSA, but again, NO report.

2010

A very lengthy report was provided for this year by Tim Morland (VARMS), and in absence of a specific list, some names and models have been extracted from it:-

Tim Morland	Schweizer 1-26B	Chris Carpenter	Fox
Gregg Voak	Rosenthal DUO Discus	John Copeland	Stemme 10
Leon Carlos	Bergfalke	Andy Smith	Ka6e
Gary MacDougall	Schleicher Ka8's (1/3 & ¼)	Anthony Peate	Lunak
Mark Doyle	DFS Reiher III (Elect. assist)		
Tug Pilots:	David Hobby, Neil Spencer/Henryk Kobylanski		
	Greg Voak/Theo Arvanitakis, Chris Carpenter		

Gregg Voak heading out for a maiden flight with his 8metre Duo Discus.

Chris Carpenter joining the activity with something very colourful and VERY BIG!!

The 2011 JR Aerotow – EASTER April 22 - 25

Written by Chris Carpenter

The weekend just got better and better. This event organised by JR Australia and RCGA with promotion from the SSA and went off without a hitch. People from all over Australia were in attendance. WA, QLD, NSW, Vic and SA. All we needed were a few bods from Tas and we would have had all the States covered.
They camped in tents, in caravans, in mobile homes and filled the local motels and hotels as well as caravan parks. To describe the weekend will take me a while to compose and I am sure many will post on the forum what they thought of the event. Every day just got better and better.

Reportedly: Many many pilots, 160 + models, 15 Tugs.

JR Aerotow – a photo story Glenn Salisbury

Jerilderie Aerotow - Easter 2011. 15 Tugs, 56+ Scale Gliders.

JERILDERIE – Scale Glider – Easter2012

GLIDER Pilots	Models		
Henryk Kobylanski	ASG 29	Roland	Fox
	SZD 54	Anthony Peate	Lunak
			ASW 22
Neil Spencer	Ventus	Wayne Jones	Fauvette
	ASW 15	Leon Carlos	Woodstock
David Hobby	Ventus		Fafnir
	DG 600	Alan Lowe	K8B 6m
Jim Houdalakis	ASG 29	Ron Payne	K8B 3m
DG 600	Wayne Jones	Fauvette	
Rod Watkins	ASH 26	Leon Carlos	Woodstock
	Minimoa		
Morgan Hill	Nimbus 4	**TOWPLANES**	
	Grunau Baby	**Pilots**	**Model/Motor**
	Schweizer 1-26	David Hobby	Piper Pawnee/3W106
Peter Hill	DG 300		Extra 260/3W140
Mark Doyle	Reiher	Henryk K & Neil S	Piper Pugnee/DA120
Paul Richardson	Club Libelle	Theo A & Rod W	Extra 260/DA120

2013 - A picture of a happy flyer at Jerilderie.

Colin Collyer returns his Fox to the pits after another successful flight at the Futaba Aerotow, held in Jerilderee, NSW

Photo by Peter Greenhill

2014 – Scale at Jerilderie at Easter continues to be a major event for scale glider buffs with this year being no exception. Approx. 28 flyers attended with about 50 models between them, aided and assisted by 10 plus Tugs to get them airborne.

Jerilderie Scale Aerotow, 2015 **(Information & photos supplied by Danny Malcman)**

Total Registered 25, (previous years were up to 38)

VARMS attendees;

Daniel Malcman, Gary MacDougal, Nigel ?, Norm Ripp, Tony Greiger, Geoff Trone.

Weather; Friday Nice day

Saturday Drizzle cleared by 2 PM, good flying

Sunday Good weather, not a lot of thermals towing started after 11:00am

Monday I left early

Impressions

Lots of big expensive models, more then previous years. Very few vintage or built up models.

Carnage

One tug failed to miss the trees.

Four gliders were lost due to radio installation issues.

2016 JERILDERIE SCALE EVENT

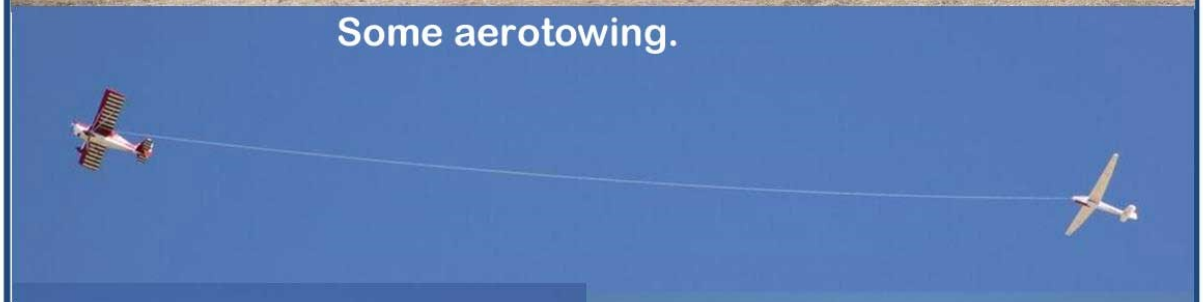

Easter long weekend aerotow at Jerilderie, 50 scale gliders on the ground and a few more still in cars,10 powerful tugs, never had to wait to be towed up, with participants from all over Australia, from Albany to Brisbane WA, SA. Vic, NSW and QLD, simply a great long weekend to spend with friends and make a few new ones.

Comments & photos courtesy of Danny Malcman

A small collection of the models and pilots at the 2017 Jerilderie aerotowing event.

Photos courtesy of Tim Morland

Moonrise at Jerilderie



... and this is what quite often follows the Sunrise at Jerilderie!!

….. and after a very foggy day, there is usually yet another brilliant sunset!

History of Jerilderie, Town and District, 1848 - 1993

According to the Reverend Lundy's historical presentation "Jerilderie - 100 years", the Jerilderie district originated with the Gazettal of the final licences to landholders in 1848. The pioneers of that time established "cattle" stations and it was not until the 1860's that sheep were found better suited to the area.

The birth of the town of Jerilderie itself is traced to the establishment of a house and store by John Carractacus Powell. He was apparently encouraged and assisted by the Kennedy family to establish his home and business in what is known today as Powell Street, Jerilderie. The Kennedy family were the pioneers who first took up the property known as Mary's Creek Run, the station that surrounded the site of the town of Jerilderie.

After John Powell first built, in 1859 William Davidson arrived in Jerilderie and he chose the site of the official village to settle on, being the "Cape" region. He had evidently noted the survey of 1852. William Davidson then constructed a brick kiln, the bricks from which he erected a house, hotel and blacksmith shop.

Thus Jerilderie had two establishments, about 3 kilometres apart, amid the business rivalry was a keen endeavour to capture trade from the travelling public.

Whilst the rivalry continued between Powell and Davidson, a Mr. Cadell settled at a site opposite the existing Police Station and erected a store to compete with Powell and Davidson. No other development occurred for some years, but following an application from John C. Powell in 1863 a Surveyor was instructed to survey and report on the Jerilderie Village site. As a consequence of this report the Village of Jerilderie, and suburban boundaries were Gazetted on the 14th March, 1865. The Village contained an area of one hundred and ninety five acres, bounded generally by West, Coonong, East and Jerilderie Streets.

The name Jerilderie at different times had different renderings, but according to the best authorities the word Jerilderie is from the aboriginal, meaning "Reedy Place".

With the continual growth of the town and the development of the sheep and wool industry over the years, there became the need for control and development of local facilities and services such as roads, bridges, water supply, etc. Hence in 1889 the area was introduced to official Local Government with proclamation of the Jerilderie Municipal Council. The Municipality was originally formed in 1885 from previously formed Progress Association but did not gain official recognition and charter until 1889.

Whilst the town had its Local Government authority, the landholders outside the Municipality found the need to work for the establishment of a Shire Council, and as a result of this need the Wunnamurra Shire Council was realised in 1906.
Both the Jerilderie Municipality and the Wunnamurra Shire continued on their works for the following years up to 1918 when the Shire of Jerilderie was formed from the union of the two Councils.

From Saturday evening February 8 to Monday evening February 10 1879, the Kelly gang carried out an audacious raid on the town of Jerilderie, robbing the Bank of New South Wales of 2140 Pounds, holding more than thirty residents hostage and locking the police in their own cell. Those taking part were Ned Kelly, Dan Kelly, Steven Hart and Joe Byrne.
It is now known that the four outlaws rode into Jerilderie at about sunset on the Saturday. They made their way to the Woolshed Hotel where they had a meal.

While the thirty hostages were detained in the Royal Mail Hotel, Ned Kelly addressed them, saying police persecution had led to the deaths of the three policemen at Stringybark Creek and the subsequent activities of the Gang.

Kelly tried to locate the editor of the Jerilderie Newsletter, Mr. S. Gill saying he wanted him to print his account of the events of the past eleven years.
Mr. Gill was almost captured by the outlaws with Mr. J. Rankin and Mr. H. D. Harkin, but was able to make his way on foot to Carrah to raise the alarm.

With thanks,
Jerilderie Historical Society

(*Extracted from the LSF Newsletter No. 1 2002/2003*)

WINNERS - L. S. F. Tournaments, Jerilderie

		Competition Classes				Grand	
No.	**Year**	**Unlimited**(100" +)		**Standard**(to 100")		**Champion**	
1	1978	LSF	Mike O'Reilly	LSF	M O'Reilly	M O'Reilly	
		*Open	Ian Avery	*Open	N Washington		*Non
2	1979	LSF	Rob Benton	LSF	M O'Reilly	Rob Benton	LSF
		*Open	E Swan	*Open	C Fiddes		Members*
3	1980	LSF	Ray Murray	LSF	John Borrill	John Borrill	
		(*The 3rd and all future Tournaments were open only to Members of the L.S.F.*)					
4	1981	John Borrill		M O'Reilly		Rob Benton	
		Open replaces Unl.		**Standard**			
5	1982	P Bird		E Smith		Eddie Smith	
		Open		**2 Metre**(Standard Class dis-continued)			
6	1983	Eddie Smith		R Benton		E Smith	
		Open		**2 Metre**			
7	1984	Chris Barrenger		John Borrill		Chris Barrenger	
		Open Class (only)		(**2 Metre dis-continued**)			
8	1985	Mike O'Reilly					**Tournament**
9	1986	Steve Weissner					**of Champions**
10	1987	Ralph Learmont					S Weissner
11	1988	Rob Benton					Rob Benton
12	1989	Peter Abell					Rob Benton
13	1990	Mike O'Reilly					Rob Benton
14	1991	Rob Benton					Not flown
15	1992	Phil Bird					Not flown
16	1993	Peter Abell					Not flown
17	1994	Max Kroger					Rob Benton
18	1995	Peter Abell					Max Kroger
19	1996	Nic Wright (UK)		**F3B**-Daryl Perkins		(Grand Champ.	N Wright U.K.)
20	1997	Alan Mayhew		(Inaugural HLG - Brad Harris)			Alan Mayhew
21	1998	Carl Strautins					*No longer
22	1999	Mark Doyle					flown*
23	2000	Mark Doyle					
24	2001	Greg Voak					
25	2002	Carl Strautins					
		Open/Expert		**Advanced**		**Novice/Sportsman**	
26	2003	David Hobby		Alan Lowe		Ziggy Kusiak	
27	2004	Matt Wood		Theo Arvanitakis		Tim Lennon	
28	2005	Carl Strautins		Tim Kullack		David Johnson	
29	2006	David Hobby		Chris Staats		James Southwell	
30	2007	David Hobby		Brad Wilman		Brian Hamilton NZ	
31	2008	Mike O'Reilly		Darrel Blow		Mike Richardson	
32	2009	Carl Strautins		Gregg Potter		Brian Hamilton NZ	
33	2010	Joe Wurts NZ		Eric Smith		Joel Pedder	
34	2011	Joe Wurts NZ		Joel Pedder		Hugh Blackburn	
35	2012	Carl Strautins		Bernie Sizer		Mitch Todd	
36	2013	Joe Wurts NZ		Daniel Haskell		Eddie Meester	
37	2014	Carl Strautins		Karl Knack		Mark Stone	
38	2015	Joe Wurts NZ		Brian Wood		Clive Warman	
39	2016	Carl Strautins		Clive Warman		Dave Milward	
F5J Trial		1. Joe Wurts NZ		Kevin Botherway NZ		3. David Griffin	

40	2017	Andrew Meyer	Dave Milward	Jan Schilling

Note: Grand Champion 1978 - 83 incl. was the contestant who scored most points in Open & Standard, 1984 for Open & 2 Metre, 1996 for F3B & Thermal, all other times it meant the winner of the only or 'Open' class event for LSF Members only.

A LIST OF 'BEST PERFORMED JUNIORS' AT JERILDERIE

(to be developed as we find them?? – list created by RB for Trophy in Vol. 4-94/95)

1978	**None recorded**	**1998**	**Matthew Brand**	
1979	**None recorded**	**1999**	**None recorded**	
1980	**Kieren Harvey**	**2000**	**Andrew Fenech**	
1981	**Kieren Harvey**	**2001**	**Andrew Fenech**	
1982	**David Garle**	**2003**	**None recorded**	
1983	**None recorded**	**2004**	**None recorded**	
1984	**Peter Hughes**	**2005**	**Michael Abraham**	**{The only**
1985	**John Skinner**	**2006**	**Michael Abraham**	**{Junior**
1986	**David Beake**	**2007**	**Michael Abraham**	**"**
1987	**Cameron Burns**	**2008**	**Michael Abraham**	**"**
1988	**Matthew Wood**	**2009**	**None noted**	
1989	**Andrew Benton**	**2010**	**Ben Claase**	
1990	**Tod McGuffin**	**2011**	**None recorded**	
1991	**Matthew Wood**	**2012**	**None recorded**	
1992	**Cameron Dyson**	**2013**	**None recorded**	
1993	**None recorded**	**2014**	**None at the event.**	
1994	**Chris Graham**	**2015**	**None at the event.**	
1995	**Carl Strautins**	**2016**	**None at the event.**	
1996	**Daniel Brunoro**	**2017**	**None recorded**	
1997	**Chris Graham**			

GAGGLE of V's.

The largest gaggle of V's ever spotted—October 2010 at Visalia CA after the Fall Soaring Festival. Photo by Valeta Glover.

L to R with LSF V Number: John Erickson-122, Joe Nave-119, Merrill Brady-116, Scott Meador-102, Rob Glover-100, Mike Clancy-92, Keith Finkenbiner-108, George Joy-82, Paul Rose-78, Ian Douglas-71, Jim Thomas-68, Bob McGowan-59, Todd Billman-73, Mike Reagan-29, Keith Kindrick-17, Chris Adams-8, Neil Nolte-4, Fred Weaver-3, John Baxter-1.

(The first LSF member anywhere to achieve Level V did so in the U.S.A. on 3rd July 1975)

Australia

3884 Mal Pring 15 - 1 – 1988 (62nd)

4232 Eddie Smith 7 - 1 – 1990 (72nd)



3468 Rob Benton 7 - 3 – 1992 (81st)

2873 Bill Pettigrew 8 – 8 - 1993 (84th) (Achieved in Canada)

4493 Gordon Buckland 28-5-2010 (128th) (Completed in U.S.A.)
8142 Gordon Buckland 3-4-2012 (132nd) (Completed for the 2nd time)

SPECIAL MENTION
should be made of two LSF members who have attended every Jerilderie Soaring Tournament (As at 2009):
Ian Avery NSW
Simon Morris SA

2017 – Simon Morris remains the only person to have attended all Tournaments.

The following is extracted from LSF Newsletter No. 5 – 1981-82:
The Executive has decided to appoint Annette Laging, wife of the late Brian Laging (LSF 3736), as our first Honorary Member. This is in recognition of Brian's standing as past World Record Holder, and his influence in Model Gliding, and Annette's expressed wish to keep in contact with LSF.

The creation of LSF Australia occurred in conjunction with the Inaugural Tournament held at Jerilderie (NSW) in August 1978. At the 25th Anniversary of this event, the items below (created by Don Costello, another LSF stalwart), were presented to Ian Avery and Simon Morris in 2002, to commemorate their attendance at all 25 Tournaments to that time.
The photos are from an article on the 1st LSF Tournament in 1978 by Merv Buckmaster and published in Airborne magazine No 29, December 1978.

Ian Avery, Goulburn, NSW.

Simon Morris, Adelaide, SA.
Past Nats and SA state champ.

SERVICES TO L. S. F.

The above is a replication of an award presented by retiring President, Max Kroger at the 2010 Tournament, to a small group of LSF Members in recognition of their contribution To L. S. F. Australia.

The following article, a bit of a reflection on the LSF to date, 1982, is worthy of consideration.

Yet another year passes and another year approaches with the League of Silent Flight growing stronger all the time. I think the time has arrived for LSF Australia, after quite a few years of operation, to look at itself and try to assess where it is going, or more important where it wants to go.

Fortunately for us, our organisation stretches not only throughout Australia, but also our members requirements stretch from those who just want to receive their newsletter and progress at a steady pace through the achievement levels, to those who want more and more competitions and bigger and better National Tournaments. This state of affairs is ideal because it fills the requirements of all members and we must strive to keep it that way. However with LSF set up as it, the three man executive have very little personal contact with members and therefore little of the social intercourse that transfers thoughts and ideas which formulate the developments of the future.

You can see, I believe the dilemma that faces this and future committees, their thoughts and ideas may not be those of the members. For example, we have gone from one postal competition per year to four or five, we have gone from a two day National Tournament to three days and from one class at this Tournament through two or three phases to Standard and Unlimited classes. We now provide T-shirts, Windcheaters, Badges etc., but how much further do we wish to go or do we in fact wish to go further.

Our National Tournament may need to be extended even further perhaps to the Easter weekend earlier in the year in warmer weather giving us four days.. Then perhaps with this extra time, the introduction a new class maybe two metre or even for one day a competition for qualifying members only from level three flyers up, or from those who qualify from the years postal competitions. with three classes available, and entry accepted only in two from any one member, this would give us all plenty of flying and those not flying in a particular competition could help or make do with very few overworked volunteers. This idea is somewhat similar to the National Tournament held in the U.S.A. which lasts for five days with about five or six separate competitions.

These of course are my personal thoughts and as stated may not be the wishes of the membership.

We have, I believe in the first six months of our two year administration introduced, some new innovations i.e. this page in A.R.C.M., more postal competitions, updating of records (which we believe should be done every two years). a postal Grand Champion Perpetual Trophy, and special LSF Australia certificates available not only to postal competition placegetters, but also to any members wishing to run a regional competition for 1st, 2nd and 3rd places. Also coming soon an LSF Interstate Challenge sponsored by this magazine. What we don't know however is how members feel about these innovations.

The answer is quite simple - let us know what you want . . . . please!!

Till next month when I hope to publish the ideas and thoughts of some other members . . . . .

Dave Meson President LSF/A

THOUGHTS OF AN R.C. SAILPLANE

(With apologies to Banjo Patterson)

By Davo Meson

There was movement in the towline, as I felt it growing tight,
And my pilot picked me up from off the ground,
There was tension all around me, as the winch took up the strain,
And the on-rush of the air the only sound.

He waited for the countdown, then released me with a throw,
Then I gathered speed and headed for the sun,
When at about five hundred feet, I felt the tow release,
And I was free to soar and glide and run.

There were others up there of my type, all gliding free and far,
We were searching for the lift to take us high,
And when I found it, round I went, with wings stretched taut and strong,
Whilst rising slowly higher to the sky.

I was soaring high and steady, with the others far below,
When a bird of different feather caught my view,
T'was an eagle, sleek and slender, that had joined me in my flight,
And in thermal, close together, on we flew.

My thoughts they turned to fancy, as we circled in the air,
Of what it would be like to be so free,
As this eagle who flew with me, on his wings of brown and gold,
And untethered by radio, like me.

Then awakened from my fancy, I came back from thoughts so fair,
As my spoilers sprang, and brought me slowly down,
My pilot turned me gently, and the time was ticking by,
And I headed softly, falling to the ground.

I slid past the last two metres, to a spot marked in the grass,
And a cheer went up from helpers standing by,
"Six Minutes and the spot", one cried "You've done it Pal, you've won",
But my thoughts were with the eagle in the sky.

And as I lay there, in the pits, with others of my kind,
With my pilot and his trophy standing there,
I knew that I would fly again, soon, on this very day,
And join my friend the eagle in the air.

League of Silent Flight

Certificate of Achievement Awarded To

Name .....

Place .....

Competition.....

Date.....

PRESIDENT .....SECRETARY.....

DATE .....DATE.....

LSF AUSTRALIA – Competition Results

A chronological record of the L.S.F., which is to include:
Names of those who served on the Executive, Competition results - Jerilderie Tournament including Contest Director, Postal Competitions, (individual Comps and Overall Winner).
Any general information considered pertinent.
Footnote: VARMS advertised a Thermal weekend arranged at Jerilderie for 19-20 November 1977 - Aspectivity 85, Oct. 1977 refers, what is the background to this ??

The VARMS Newsletter Aspectivity No. 92 issued in June 1978 contained the following notice.

THE INVITATION

The first Australian **NATIONAL L.S.F. OPEN R/C GLIDER TOURNAMENT**

will be held at Jerilderie, N.S.W. on 26th and 27th August, 1978.

The tournament will be run in conjunction with the U.S.A. National Tournament being held in America on the same weekend.

Excellent trophies will be provided including the overall perpetual Australian L.S.F. Championship Trophy.

ENTRY FEE: $5.00 covers whole weekend.

ACCOMMODATION:
3 motels, 2 caravan parks and limited hotel accommodation at the 4 hotels will be available at Jerilderie. In addition further motel accommodation will be available at Finley (20 minutes drive).

Indications are that accommodation will be at a premium so we must have confirmation of bookings plus $20.00 deposit by 30th June, 1978, to Bill Millgate, P.O. Box 16, Jerilderie, 2716. Ph. (058) 861232 or 861457.

MEALS
Excellent catering facilities for families at Golf and Bowling Clubs and Hotels for Saturday night, B.B.Q. and drinks will be provided at the field.

L.S.F.
Formation of the Australian Chapter of the L.S.F. will be completed prior to the weekend and L.S.F. members will be able to ratify the draft Australian constitution and nominate and elect the Australian Executive. It is envisaged this will take place on Saturday night at the Golf Club.

FLYING SITE:
Jerilderie Racecourse and Showground. Unlimited flat and rich Riverina plains, with 6 acres of mown area, adjacent to township.

FREQUENCIES:
M.A.A.A. sanctioned frequencies. F.M. only on splits - 29 Mhz and 40 Mhz (27 Mhz is subject to C.B. interference in this area).

Entry forms are available from the editor.

The Venue
With the ongoing support of the Jerilderie Shire, the local race track is transformed into an excellent venue to host Australia's premier thermal gliding competition. Trees fringe the racetrack but seldom pose a problem for flyers. This area of Australia is flat as far as the eye can see.

Pilots from all over Australia and overseas are drawn to this event for a variety of reasons; it offers them a chance to compete against the best competition flyers in the country, it's a time to catch up with old friends, an opportunity to have fun and compete at your own level and it's a great June long-weekend holiday away.

Up to 90 pilots attend, which means it is certainly one of the biggest single competitions in Australia. Contestants fly in teams of up to 6 pilots.

If the weather is kind, 12 to 14 rounds of " Australian Open Thermal Rules" (400KB PDF) are flown over Saturday, Sunday and Monday.

With 3 or 4 days to "play" there is a lot of socialising to be crammed in between each day's flying. The local businesses extend their hospitality and the townsfolk are most welcoming, providing hot food and drinks on the flying field and a terrific dinner on Saturday evening. A constant supply of bacon and egg sandwiches fend off the chills on those early mornings. (thanks to the local Lions Club).

On Monday, after the dust settles and the prize giving is over, for most, it's time for reflection on things we were gonna- do *this* "Jerilderie".

Load all the trophies into the car, book the motel and start getting the gear ready; there is always next year.

LSF Australia
Promoting the sport
of radio-controlled
gliding in Australia

JERILDERIE
WELCOMES
LEAGUE OF SILENT FLIGHT
JUNE LONG WEEKEND
modelflight.com.au

1978 LSF Australia Executive
Acting President - Bill Millgate

Inaugural LSF Soaring Tournament, 26 - 27 August 1978, Jerilderie, N.S.W.
(*The following report is as published in Airborne No. 29, Dec. 1978, written by the Editor Merv. Buckmaster, and because of its historical significance, it is repeated in its entirety*).

THE FIRST LSF AUSTRALIA TOURNAMENT

The Boomerang MAC at Jerilderie hosted the tournament over the weekend 26-27 August 1978; the same weekend that the LSF conducted its American tournaments. Bill Millgate , elected to the Presidency at the meeting on the Saturday night, and backed by the local council and the Mayor, Councillor O'Connell, had prepared a mown grassy area about the size of a stretched football ground, beyond which lay some of the water which had been accumulating since April. The reduced launching/landing area prevented more than 3 launch lines being out at any one time, and this slowed the progress of the seven rounds, but this situation was taken calmly by all, including CD Mike O'Reilly, who had to cope with a lot of entries.

These were divided into LSF Standard and Unlimited classes. (*Two other similar classes were included for Non LSF entrants; Unlimited Open entry and Standard Open entry).* The dividing line between the classes was 100 inch wing span, but the unlimited class was actually limited to machines with wing spans greater than 100 inches. Launch line length was limited to 150 metres and the max was set at 8 minutes, with one point for each second and a similar penalty past the 8 minutes. Landing bonus points were 35 for closer than 3 metres, 25 for 3 to 10 metres, 15 for 10 to 30 metres, zero for 30 to 100 metres and no flight score at all for an outlanding.

The weather was good for flying. Saturday afternoon had a cold sou' westerly gusting up to 15 knots between thermals, while on Sunday it was around to the south and not as strong. There was some cumulus cloud development during each afternoon, giving good periods of cloud shadow, but more on Saturday than on Sunday. The bright sunshine helped to make it an enjoyable weekend for the many families which attended.

For each round the scores were rated against the top score which was adjusted to 1000 points, then worst and best scores were deleted, leaving a 5 round aggregate to decide the outcome. The early rounds were dominated by poor scores, and one of the few maxes on Saturday was Richard Tapp's wave flight right at the end of the day. Thermals were poorly defined and drifted too far for high scores before models which encountered them had to head back to the landing spots.

Sunday flying began smoothly with a 12 minute limit from getting the frequency peg (whatever happened to the keyboard?) to returning it to the control point. This was too short to allow a launch plus a max, and was soon lengthened to accommodate the good flights which began to appear. Since the final result could not be guessed until the final round had been completed, there was considerable interest in the position being consolidated by the CD, by Keith Harvey, Neil Washington and several other flyers who strongly gained form. The major skirmish was between Ray Murray of Canberra's Hobby Shack and Geoff Shaw of Goulburn Aeromodelling, but there was always enough people around to separate them before too much fur and feathers was flying. Probably the best flight on Sunday was John Borrill's 3 minute thermal from height of 2 wing spans with his 12 foot machine, but some models were very high in lift on several occasions.

Three machines were pulled apart on winch launch and one of them came apart due to a vertical arrival, but many models survived wingovers and such when diving for the spot. Probably the smoothest landing was done by the smallest pilot, Mark Millgate, although the older flyers seemed determined to hit the little red flag no matter what manoeuvre was required of the model. In that final phase all semblance to a sailplane is lost, in spite of the grace of soaring flight, but there is no doubt that the silence was appreciated by everyone all weekend. The tournament will be on the same weekend next year.

Contest Director - Mike O'Reilly

Standard Class was for all models of 100 inch Wingspan or less,
Unlimited was for all models in excess of 100 inch.
When used, 2 Metre was for all models up to 2 Metres/78 3/4 inches.
Task - Thermal duration of 8 Minutes & Spot landing.
Launch line length limited to 150 metres.
Scoring – Scores were rated against the top score which was adjusted to 1000 points, then worst and best scores were deleted with the outcome decided by aggregate of remaining 5 rounds.

Unlimited, LSF Members		**Total**
Michael O'Reilly	Paragon: 6+oz/sq ft	4145
Keith Harvey	LS1:~ 8 oz/sq ft	4134
John Borrill	Wildflecker 144: 7.5 oz/sq ft	3677
Leo O'Reilly	-	3450
David Harding	Cumulus: 10 oz/sq ft	3236
Richard Tapp	SB 10(ex R Decker): 11.8 oz/sq ft	2946
Simon Morris	Super Alpha: 11 oz/sq ft	2796
Bill Millgate	Tequila: 7 oz/sq ft	2557
Chris Howell	Maestro Talisman: 9 oz/sq ft	2413
Ray Gardiner	-	2339
Phil Hearne	LS1: 11 oz/sq ft	2230
Graeme Flood		2197

Unlimited, Open Entry		**Total**
Ian Avery	Paragon: 8 oz/sq ft	3606
Barry Nugent	Reiher 3300:~ 9 oz/sq ft	3580
Geoff Shaw	Super Alpha: 10.5 oz/sq ft	3535
Ojars Balodis	Cirrus:~ 10oz/sq ft	3434
Pamela Shaw	Paragon: 7.5 oz/sq ft	3176
Daniel Haskell	Alpha H.: 9 oz/sq ft	3120
Neale Washington	Atlas: 6 oz/sq ft	3086
Steven Burgess	Alpha H.: 8.5 oz/sq ft	2986
Mark Burgess	Cirrus: 8 oz/sq ft	2757
Garry Kendall	O.D.: 9-10 oz/sq ft	2707
Noel Harding	Miskeet: 7.5 oz/sq ft	2568
Stephen Smith		2502
Greg Cairns		2497
Ken Osborne	Cirrus: 11 oz/sq ft	2472
Ray Murray	Paragon: 8+ oz/sq ft	2384
Jeff Linton	Ridge Rover: ?11 oz/sq ft	2336
Lindsay Cutler	Tequila: 6.5 oz/sq ft	2043
Daryl McLeary	Cumulus: 10 oz/sq ft	1846
Ross Peasley	Miskeet: 8 oz/sq ft	1769
Mark Millgate	Tequila: 7 oz/sq ft	1593
Keith Myers		1165

Standard Class, LSF Members		**Total**
Michael O'Reilly	Soar Birdy: 5.5 oz/sq ft	4083
Simon Morris	Soar Birdy: 5.5 oz/sq ft	3707
Graeme Flood		3367
Leo O'Reilly	Sirocco: 5 oz/sq ft	3367
Ray Gardiner		2682
Bill Clark	Hi Tailer: 8 oz/sq ft	2618
Keith Harvey		2408

Standard Class, Open Entry		**Total**
Neale Washington	Soar Birdy: 5.5 oz/sq ft	3719
Mark Burgess	Soar Birdy: 5.5 oz/sq ft	3191
Jeff Linton	Sunbird: 10 oz/sq ft	3179
Ron Bird	Aquila; 10 oz/sq ft	3111
Stuart Kendall		2768
Steven Burgess	Aquila: 8 oz/sq ft	2532
Noel Harding	Sunbird: 11 oz/sq ft	2403
Ian McPherson		1539
Harry Blomfield		951
Ken Osborne	Amigo: 8 oz/sq ft	846
Barry Nugent	Hoby Hawk	431
Peter Jordon		166

LSF Tournament Championship Scores	**Total**
Michael O'Reilly	8228
Leo O'Reilly	6817
Keith Harvey	6542
Simon Morris	6503

(Interesting to note that each contestant dropped his Best & Worst round)
"Reprinted with the kind permission of Airborne Magazine".

The 1st Postal competition was organised by Acting President Bill Millgate for April 1979. (Possibly between the Eastern states & Western Australia - Results not known).

Pictured is a selection of only twenty of the many avid "Glider Guiders" who attended the Inaugural LSF Tournament at Jerilderie in August 1978.

"Reprinted with the kind permission of Airborne Magazine".

Ian Avery, Goulburn, NSW.

Ojars Balodis, Belgrave, Victoria.

Ron Bird, Templestowe, Victoria. Still a top FF flyer.

John Borrill, Blaxland, NSW. FF team member for New Zealand.

Steven Burgess, Adelaide, S.A. With words of hope and encouragement.

Noel Harding, Templestowe, Victoria.

Keith Harvey, Templestowe, Victoria. Trans Tasman team member.

Danny Haskell, Melbourne, Victoria. Some body English being applied.

Phil Hearne, Melbourne. Not related to the Melbourne Hobby shop.

Chris Howell, Melbourne, Victoria.

Jeff Linton, Port Stephens, NSW.

Bill Millgate, Jerilderie, NSW. Masterminded the whole show.

Mark Millgate, Jerilderie, NSW. Also likes hurl gliders.

Simon Morris, Adelaide, SA. Past Nats and SA state champ.

Leo O'Reilly, Mitcham, SA. Six people plus models in a Mercedes.

Mike O'Reilly, Mitcham, SA. Experience showed through in the results.

Geoff Shaw, Goulburn, NSW. Dedicated, without having lost sight of the fun side of activities.

Pam Shaw. Wins the LSF award for bravery; not only for flying with the boys, but also survived an attack by a flying scoreboard!

Richard Tapp, Adelaide, SA. Won the junior section of the GFA decentralised competition for standard class (full size).

Neale Washington, Adelaide, SA. Look for his kit review.

43

More pictures from the first Jerilderie tournament.



ASPECTIVITY 96, October 1978 - The VARMS contingent at the first L.S.F. Tournament at Jerilderie.
Left to right - Keith Harvey, not known, Ojars Balodis, Kieran Harvey kneeling, Barry Nugent, Gale ?, Phil Hearne, Noel Harding.

Aspectivity 112 - Jul 80

WHO SAID ANYTHING ABOUT FLYING

2nd L.S.F. Annual Competition - 25 & 26 August 1979
Jerilderie, N.S.W.

VENUE	Jerilderie Racecourse.
WHEN	25th & 26th August (1979)
WHAT	THERMAL COMPETITION – 5 ROUNDS
	- 6 min. max.
	- 8 min working time
	- 12m spot landing.
	- 50 pts centre less 4 points/meter.
CLASSES	Unlimited & Standard class – i.e. under 100" wing span.
LAUNCHING	Hand tow - 150m.
	Bungee - 150m unstretched.
	PROVIDE YOUR OWN AND MAKE A TEAM TO LAUNCH AND HELP EACH OTHER.

As with the inaugural Tournament, a report of the 2nd Tournament featured in Airborne, (Number 35 of October 1979, courtesy of "On Silent Wings" and Bill Tinker), and is also included in its entirety.

The 2nd LSF/A Tournament at Jerilderie in August proved to be the biggest ever gathering of radio sailplanes in Australia. The weekend was wrapped with excellent gliding weather, garnished by well prepared organisation, and almost without exception the contestants were well satisfied.

The meeting was improved through Australian participation in overseas competition. Mike O'Reilly returned home primed with information on the well proven British organisation, and he took the opportunity as Contest Director to introduce this tightly controlled heats system. For many contestants it was their first experience of man-on-man flying, but now that the principles have been demonstrated to the pilots of three States, undoubtedly this system will be more widely adopted. Certainly there were fewer complaints from the record entry, which in itself must be a recommendation!

The entry in each class was grouped in up to twelve heats of six pilots, each heat being ushered through stand-by to preparation time and then into working time. Each group of six competed only with each other, the top scorer being awarded 1000 points, with the runners up getting a percentage relative to their own score. At the end of round 1 the score sheet looked a little disconcerting with a dozen people holding a thousand points apiece! However, only the consistent maintained their lead at the end of the second round and most slipped during the third.

Because of the unexpected number of contestants, each of the four contests was reduced from five rounds to three. It was suggested that the heats method was wrong for the number of flights recorded, and that all frequencies should have been used on a continual basis. While this point may have been valid - on the assumption that five flights per competitor was the most important consideration - it is only fair to comment that the system provided;

(1) experience of an extremely viable contest organisation
(2) elimination of complaints of 'bad' air
(3) only a modest demand for contest officials and equipment, and,
(4) except for one incident, ensured safe operations over the two competition days.

Yes, there were accidents, but far fewer than usual. Although an apparent strict control on frequencies was built-in to the system, the flaw was quickly found when a contestant acquired that usually irrefutable authority, the frequency peg, and unwittingly destroyed Ron Bird's model when close to a maximum score. The lessons to be learned? Murphy's Law prevails! A Contest Director must assume nothing, and incorporate every possible safety factor. Competitors must listen carefully to the Director's briefing and be prepared to ask questions if unsure on any point. Any one of us might well have been the one to contribute to a mistake. Procedures were immediately modified and all remaining heats were completed without further incidents of this kind . . . except perhaps, very early on Sunday morning. Your columnist's brand new lightweight suddenly convulsed while on the tow, and finally disappeared downwind over the township. After two anxious days it was recovered, fortunately with only superficial damage.

Cr. Hogan of Jerilderie awarded the many trophies and prizes, and the atmosphere at the prize giving was extremely cordial. It was clear from the comments and the applause that everyone had enjoyed the weekend. The weather had been kind - although the wind shear at times bordered on the unbelievable - the company had been good, the array of sailplanes overwhelming, and the attitude of the people of Jerilderie heart-warming! The Tournament is here to stay, and this year attracted the sponsorship of AWA, Futaba Sales, Artmil, Model Flight, and Competition Engines!! Our grateful thanks to these generous people, whose names were continually talked about all weekend.

Members of LSF Australia held the annual meeting on Saturday evening, when President John Tidey officially began his two years of office. Many relevant topics were discussed, so that John and Vice-President Chris Howell have some pointers toward the policies to be considered and adopted. It was resolved that the 1980 Tournament would be limited to one hundred entries from LSF members only, and it was clear that if LSF Australia continues to grow at its current rate, the next meeting would need to consider regional eliminators - something that should interest the membership in the more distant States, and encourage then to enlarge the interest in LSF within those areas.

THAT TROPHY The LSF Airborne trophy was donated for the best round score during the LSF contest each year, and at Jerilderie seemed to generate appropriate interest. Here is how it went as described by John Borrill who was runner-up to LSF President John Tidey.

"Terrific contest at Jerilderie! Did not quite make it for your trophy. Finished up as a fly-off between John Tidey and myself for best flight. Made a good finish to the day. Did not look like John T. was going to make it for a while, but he picked up some light lift, while yours truly was in a Boomer! at immeasurable height! I had to put out spoilers at 4 min 30 to make it down in time. Everyone said it was quite a sight: meanwhile, John just sat there in a good position, lined up for the spot counting away the last few seconds. But I blew the spot in my panic to get down. Much applause from the crowd. What more could you ask for the end of a Terrific Weekend?"

John was also the grateful recipient of some prime ARTMIL balsa, and the sponsorship by our own (Australian) balsa producer impressed all the flyers.

(*The following list of results is incomplete and shows only those entrants of particular interest to VARMS, it is regretted that Ross Peasley's name has not been included*)

(Open Classes were for Non LSF members) Contest Director - Mike O'Reilly

L.S.F. Std. Class Duration (34 Entrants)

1. Mike O'Reilly	S. A.	3000	18. R Squires		2407
2. D Burns		2855	19. Leo O'Reilly	S. A.	2279
3. G Clark		2818	20. J Vale		2212
4. Ron Bird	VARMS	2783	21. R. Andrew	VARMS	2148
5. A Murphy		2774	21. J Chandler		2148
6. J Borrill		2742	22. A Crowe		2145
7. R Benton		2657	24. M Richards		2107
8. Daniell Haskell	VARMS	2625	25. J Tidey		2066

9.	G Shaw		2619	26.	Ray Pike	VARMS	2056
10.	Charlie Wyatt	VARMS	2610	27.	R Smith		2037
11.	D Fletcher		2589	28.	B Clark		2002
12.	D Harding		2580	29.	K Harvey		1914
13.	Phil. Hearne	VARMS	2578	30.	R Tapp		1901
14.	D Meson		2568	31.	G Plaskett		1667
15.	G Flood		2537	32.	J Nankervis		1624
16.	B Mooney		2505	33.	E Meester		1435
17.	Geoff Vincent	VARMS	2426	34.	L Cutler		----

Open Std. Class Duration (31 Ent.)

1.	C. Fiddes	VARMS	2933	5.	G Brokensha		2697??
2.	K Webster		2874	7.	Barry Nugent	VARMS	2574
3.	A Lowe		2855	17.	Noel Harding	VARMS	2030
4.	M Maddocks		2691	25.	Brian Andrew	VARMS	1427

L.S.F. Unlimit. Duration (43 Entrants)

1.	Rob Benton	VIC	3000	23.	G Blaskett		2397
2.	Keith Harvey	VIC	2984	24	G Flood		2383
3.	Pamela Shaw		2911	25.	Mike O'Reilly	S.A.	2380
4.	Dave Meson	VIC	2899	26.	E Meester		2360
5.	John Borrill		2897	27.	M Millgate		2291
6.	Leo O'Reilly	S.A.	2862	28.	Geoff Vincent	VARMS	2262
7.	A Crowe		2833	29.	R. Pike	VARMS	2259
8.	J Nankervis		2819	30.	C Holloway		2235
9.	D Hasse		2813	31.	B Millgate		2191
10.	J Vale		2808	32.	A Murphy		2188
11.	W Tinker	VIC	2759	33.	Ron Bird	VARMS	2182
12.	R Squires	VIC	2745	34.	J Tidey		2178
13.	G Shaw		2600	35.	Simon Morris	S.A.	2139
14.	J Chandler		2570	36.	Charlie Wyatt	VARMS	2135
15.	D Harding		2567	37.	R Smith		2132
16.	B Mooney		2545	38.	M Richards		2083
17.	R Tapp		2543	39.	B Clark		2049
18.	Simon Murray	VARMS	2519	40.	Phil Hearne	VARMS	1953
19.	D Burns		2499	41.	L Cutler		1893
20.	D Gardner		2461	42.	W Matthews		1882
21.	D Fletcher		2452	43.	P Bird		----
22.	C Howell		2447				

Open Unlimited Duration (26 Entrants)

1.	E Swan	NSW	2994	5.	Barry Nugent	VARMS	2690
2.	O. Balodis	VARMS	2848	7.	Cliff Fiddes	VARMS	2615
3.	B Healy		2811	8.	Noel Harding	VARMS	2598
4.	Ian Shadbolt	VARMS	2727	19.	M. Williams	VARMS	980

Perfect Flight Airborne Trophy (Fly-off):

John Tidey NSW John Borrill NSW Geoff Vincent Vic

PARCS Trophy Best Total Spot Ldg.

Ray Pike Vic Rob Benton Vic John Borrill NSW

Grand Champion, Jerilderie Chamber of Commerce Trophy:

Rob Benton Vic John Borrill NSW Dave Meson Vic

("Reprinted with the kind permission of Airborne Magazine.")

The following pictures (provided by John Tidey), have some very Historical elements; Firstly, we have Jerilderie Shire President Terry Hogan, with the Inaugural presentation of the Airborne Trophy (provided by Merv Buckmaster), to John Tidey. On the microphone is Bill Millgate, a prime mover in LSF Australia and especially the LSF Tournament at Jerilderie. The second picture has John Tidey from a much better aspect, C. D. Mike O'Reilly, Terry Hogan and Bill Millgate again.

1979 – First Elected LSF Australia Executive (2 years)

President John Tidey (NSW) Vice President Chris Howell (VIC)
S.A.P. Forms John Tidey (NSW)
Note: *It was resolved at the Annual meeting that the 1980 Tournament would be limited to one hundred entries from LSF members only.*

The 2nd LSF Postal competition was held 1-2 March 1980

(Task A Thermal, 6 min Flight – 8 min Working time)

1. M O'Reilly	1813	11. W Matthews		21. C Parkes	1012
2. L O'Reilly	1721	12. A Beake		22. S Peck	991
3. P Bird	1665	13. A Murphy		23. R Smith	973
4. R Benton	1610	14. P Crowe		24. W Horton=	962
5. A P Murphy	1564	15. B Payne		24. J Black=	962
6. I Avery	1517	16. M Millgate		26. W Millgate	955
7. E Stouppos	1506	17. J Tidey		27. A Crowe	901
8. W Tinker	1498	18. K Jolley		28. H Schwarzler	873
9. P Pine	1434	19. R Tapp		29. D Hasse	834
10. M Allen	1427	20. D Fletcher		30. H Purton	816

3rd L.S.F. Annual Soaring Tournament, - 23-24 August 1980
Jerilderie, N.S.W.
(Task A Thermal, 6 min in 8 min working time)

(At this tournament, all entrants had to have achieved LSF Level I, limited to 100 entrants and also saw the start of flying in 'heats' and Man-on-Man scoring).
Launching by non-extensible hand lines only.

	Overall		**Unlimited Class**		**Standard Class**	
Name	**Points**	**Place**	**Points**	**Place**	**Points**	**Place**
J Borrill	6967	1st	3967	2nd	3000	1st
R Benton	6831	2nd	3900	6th	2931	6th
M O'Reilly	6755	3rd	3762	10th	2993	2nd
R Squires	6697	4th	3846	7th	2851	8th
M Richards	6694	5th	3724	13	2970	5th
P Bird	6658	6th	3671	16	2987	3rd
D Meson	6618	7th	3939	3rd	2679	20
R Bird	6611	8th	3932	5th	2679	21
G Vincent	6550	9th	3714	14	2836	9th
R Learmont	6534	10th	3784	9th	2750	14
M Kroger	6525	11	3753	11	2772	13
P Hearne	6457	12	3728	12	2729	15
A Lowe	6385	13	3692	15	2693	17
L O'Reilly	6318	14	3334	29	2978	4th
R Pike	6282	15	3935	4th	2327	39
R Murray	6255	16	3991	1st	2264	40
K Harvey	6232	17	3371	27	2860	7th
J Lee	6081	18	3501	21	2580	27
I Avery	6055	19	3455	24	2600	26
A Beake	5980	20	3360	28	2620	24
C Howell	5957	21	3607	17	2350	37
J Nankervis	5925	22	3565	18	2360	36
G Flood	5784	23	3162	35	2622	22
R Tapp	5677	24	2997	41	2680	19
K Harvey (Jnr.)	5658	25	3089	40	2569	29

J Hill	5627	26	3160	36	2427	32
J Ashmore	5568	27	3148	37	2420	35
G Plaskett	5488	28	3477	22	2011	44
D Hasse	5448	29	2832	46	2616	25
R Goldman	5292	30	3531	19	1761	45
W Clark	5251	31	2817	47	2534	34
J Tidey	5247	32	3095	39	2152	41
E Rich	5237	33	2899	44	2338	38
G Clark	5214	34	2496	54	2718	16
W Tinker	5206	35	2708	48	2498	30
P Pine	5089	36	2597	50	2492	31
L Cleeland	4665	37	2519	53	2146	42
L Cutler	4613	38	2485	55	2128	43
S Morris	4392	39	3295	32	1097	46
C Wyatt	4331	40	3330	30	1001	47
E Stouppos	4244	41	1411	58	2833	10th
B Nugent	3853	42	2864	45	989	48
B Laging	3840	43	3840	8th	-	-
R Smith	3823	44	3100	38	723	50
K Holloway	3718	45	3172	34	546	51
S Peck	3507	46	3507	20	-	-
H Gill	3477	47	3466	23	-	-
M Scott	3423	48	3423	25	-	-
W Mathews	3378	49	3378	26	-	-
P Lansley	3367	50	586	59	2781	12
W Millgate	3316	51	3316	31	-	-
D Morgan	3287	52	3287	33	-	-
P Stuart	2957	53	2957	42	-	-
G Tipple	2934	54	2934	43	-	-
B Jacques	2788	55	-	-	2788	11
K Stuart	2688	56	-	-	2688	18
J Biddle	2646	57	2646	49	-	-
T Walsh	2621	58	-	-	2621	23
T Hall	2570	59	-	-	2570	28
M Millgate	2561	60	2561	51	-	-
S Burgess	2531	61	2531	52	-	-
J Ball	2478	62	2478	56	-	-
Z Enoch	2448	63	-	-	2448	33
G Heaney	2178	64	2178	57	-	-
P Abell (Jnr)	977	65	-	-	977	49

Grand champion John Borrill Best Junior Kieren Harvey

Spot Landing Champion & Best Flight (Fly-off) Rob Benton CD's – PARCS members

1980/81 L.S.F. Executive

President – Chris Howell Ron Squires John Ashmore

Postal Competition No. 1. – 1980-81 (13-14 Dec. '80

(FAI Task A Thermal, 6 in 9)

1. J Cusack	4905	7. D Foord	4032	13. P Pine	3308
2. G Vincent	4268	8. W Millgate	3890	14. R Milne	3034
3. G Horton	4142	9. A Murphy	3714	15. D Morgan	2999
4. R Pike	4128	10. K Day	3399	16. B Alexander	2996

5. L O'Reilly	4069	11. P Hearne	3349	17. Z Enock	2227
6. M O'Reilly	4039	12. K Jolly	3310		

Postal Competition No. 2 – 1980-81 (11-12 April 1981)

(Triathalon event)

1. S Ralph	3344	8. D Meson	2522	15. J Ball	2316	22. J Cusack	1838
2. M Allen	3009	9. B Horton	2474	16. G Brown	2224	23. J Vale	1731
3. R Pike	2965	10. M Kroger	2458	17. J Chandler	2204	24. M Cockshell	1729
4. J Tidey	2748	11. G Tipple	2449	18. R Benton	2024	25. C Harrison	1686
5. G Blackman	2680	12. H Gill	2439	19. A Goddard	2000	26. H Schwarzler	1594
6. R Milne	2672	13. Z Enoch	2431	20. L Carroll	1966	27. R Squires	1568
7. Fletcher	2620	14. M Pring	2327	21. D Morgan	1934	28. P Pine	1561

4th L.S.F. Annual Soaring Tournament, - 6-8 June 1981
Jerilderie, N.S.W.
(C.D. Peter Ferdinand, PARCS)

5 Rounds were flown for both classes, maximum of 72 entrants each class.

Launching by Hand tow & Winches only.

At the AGM, a presentation was made to the 200th member of LSF/A, Peter Olsen)

Standard Thermal	Rd1	Rd	Rd3	Rd4	Rd5	Total
1. M O'Reilly	948	1000	1000	1000	1000	4948
2. B Burns	1000	1000	1000	921	1000	4921
3. C Howell	951	1000	930	1000	1000	4881
4. R Squires	1000	1000	854	1000	987	4841
5. R Benton	913	986	940	1000	989	4828
6. J Borrill	1000	1000	1000	740	1000	4740
7. L O'Reilly	1000	956	1000	965	810	4731
8. A Lowe	1000	774	1000	1000	947	4721
9. J Ashmore	986	964	1000	764	1000	4714
10. M Kroger	933	976	957	926	900	4692
11. E Stouppos	958	873	998	991	828	4648
12. A Beake	980	1000	622	1000	1000	4602
13. S Ralph	965	947	535	877	987	4516
14. K Harvey(Snr)	862	966	947	742	972	4489
15=. B Nugent	905	948	598	997	996	4444
15=. S Morris	1000	778	733	949	984	4444
17. E Smith	978	1000	580	810	1000	4368
18. A Meester	782	1000	741	833	985	4341
19. M Richards	886	787	980	904	778	4335
20. R Datodi	965	947	535	877	987	4311
21. C Wyatt	896	904	630	730	949	4109
22. P Hearne	795	875	590	862	963	4085
23. G Flood	712	722	883	883	846	4046
24. T Swan	660	584	985	962	851	4042
25. R Richardson	662	1000	548	936	8777	4023
26. P Bird	1000	719	577	1000	720	4016
27. G Plaskett	709	945	502	1000	856	4012
28. E Rich	512	879	920	553	1000	3869
29. W Tinker	976	818	974	617	405	3781
30. F Robinson	728	859	666	546	938	3737
31. G Shaw	966	904	0	982	802	3734
32. D Meson	807	824	486	811	800	3728

33. J Cusack	1000	961	341	408	1000	3710
34. R Tapp	870	845	1000	218	771	3704
35. J Chandler	646	664	1000	697	653	3660
36. D Johnson	782	875	694	777	521	3649
37. D Leigh	746	596	633	652	948	3575
38. R Ericson	739	929	303	764	754	3489
39. L Cleeland	1000	1000	0	476	991	3467
40. M Scott	720	862	974	617	405	3448
41. J Nankervis	541	551	789	644	870	3395
42. B Mathews	965	719	202	797	657	3340
43. R Murray	957	771	982	587	0	3297
44. Pam Shaw	936	836	0	785	738	3295
45. H Gill	922	584	291	663	775	3235
46. A Goddard	2	705	863	732	811	3193
47. R Pike	597	670	613	547	726	3153
48. K Harvey(Jnr)	653	915	0	678	882	3128
49. P Drayton	751	919	753	0	683	3106
50. H Purton	553	887	223	545	845	3053
51. P Orchard	915	559	111	634	812	3051
52. G Tipple	676	539	479	674	676	3044
53. P Abell	0	470	948	723	718	2859
54. I Avery	0	747	299	887	832	2764
55. N Biddle	570	727	62	572	718	2649
56. J Vale	525	542	625	302	565	2559
57. P Olsen	574	434	856	0	391	2255
58. J Hill	560	587	50	0	700	1897
59. J Biddle	596	667	460	0	0	1723
60. L Carroll	119	496	249	0	0	864
61. L Cutler	0	716	0	0	0	716
62. K Holloway	-	-	-	-	-	0
63. G Brokensha	-	-	-	-	-	0
64. R Goldman	-	-	-	-	-	0
65. J Ball	-	-	-	-	-	0
66. T Walsh	-	-	-	-	-	0
67. J Reichardt	-	-	-	-	-	0
68. J Lee	-	-	-	-	-	0
69. G Peck	-	-	-	-	-	0
70. R Learmont	-	-	-	-	-	0

Open Thermal

	Rd1	Rd2	Rd3	Rd4	Rd5	Total
1. J Borrill	1000	1000	1000	1000	1000	5000
2. G Shaw	1000	1000	1000	998	1000	4998
3. R Benton	1000	1000	1000	996	998	4994
4. M Richards	1000	1000	1000	954	993	4947
5. L O'Reilly	976	1000	976	980	1000	4932
6. P Bird	998	1000	923	1000	993	4914
7. A Lowe	1000	983	953	961	983	4880
8. E Stouppos	952	965	1000	1000	920	4837
9. A Beake	946	896	976	1000	1000	4018
10. C Howell	950	905	1000	963	980	4798
11. F Robinson	832	1000	907	993	922	4734

12. M Kroger	1000	787	904	993	1000	4684
13. M O'Reilly	998	776	938	1000	949	4661
14=. P Hearne	980	703	974	1000	1000	4657
14=. R Smith	973	876	830	970	1000	4657
16. R Datodi	767	993	996	875	1000	4631
17. B Burns	834	762	996	1000	996	4508
18. L Cleeland	1000	1000	558	989	967	4514
19. E Rich	892	1000	962	877	712	4443
20. J Chandler	697	808	1000	973	959	4437
21. D Meson	1000	710	836	989	848	4383
22. R Tapp	924	930	549	958	996	4357
23. A Goddard	828	768	1000	793	963	4352
24. Pam Shaw	982	773	633	957	964	4309
25. A Meester	1000	852	448	1000	985	4285
26. G Flood	789	866	934	665	1000	4254
27. R Murray	677	961	607	1000	993	4238
28. T Swan	982	903	632	976	732	4225
29. J Ashmore	909	748	962	822	767	4208
30. S Ralph	806	851	793	967	771	4188
31. K Harvey(Jnr)	684	905	971	830	770	4160
32. M Scott	826	540	897	914	982	4159
33. J Ball	781	734	925	943	769	4152
34. J Vale	769	793	814	772	1000	4148
35. R Pike	850	766	700	893	867	4076
36. S Morris	784	711	894	965	645	3999
37. D Johnson	797	573	1000	1000	596	3966
38=. L Cutler	698	728	987	919	609	3941
38=. R Squires	795	908	407	974	857	3941
40. K Harvey(Snr)	757	692	626	927	932	3934
41. P Olsen	916	766	740	977	470	3869
42. I Avery	891	726	460	776	987	3840
43. D Leigh	723	785	775	654	902	3839
44. J Hill	741	523	597	993	962	3816
45. J Nankervis	749	812	644	864	744	3813
46. H Gill	892	579	521	937	716	3645
47. R Ericson	662	552	551	831	930	3534
48=. J Cusack	756	345	684	924	791	3500
48=. R Richardson	556	782	556	626	980	3500
50. C Wyatt	943	849	0	629	980	3401
51. B Nugent	718	166	710	895	858	3347
52. P Abell	705	657	958	0	967	3287
53. N Biddle	627	686	589	621	653	3176
54. B Mathews	0	709	542	852	989	3092
55. G Tipple	270	310	616	976	732	3018
56. L Carroll	541	65	735	857	777	2975
57. J Biddle	515	149	919	566	530	2679
58. W Tinker	519	490	530	371	521	2431
59. P Orchard	878	847	632	0	0	2357
60. P Drayton	715	479	291	570	0	2055
61. K Holloway	-	-	-	-	-	0
62. G Plaskett	-	-	-	-	-	0
63. G Brokensha	-	-	-	-	-	0

64. R Goldman	-	-	-	-	-	0
65. R Learmont	-	-	-	-	-	0
66. T Walsh	-	-	-	-	-	0
67. J Reichardt	-	-	-	-	-	0
68. J Lee	-	-	-	-	-	0
69. G Peck	-	-	-	-	-	0
70. H Purton	-	-	-	-	-	0

Grand Champion Rob Benton
Spot Landing champion Bruce Burns
Best Individual flight Airborne Trophy John Borrill
Best Junior Keiran Harvey
(Other results not known)

1981/82 L.S.F. Executive (Possibly for 2 years)

President	Dave Meson Vic	Vice President &	Rob Benton Vic
Snr. Exec. Officer	Max Kroger Vic	Level Forms	

Postal Competition No. 1 – 1981/82 (Aug. 15/16)
(6 Minute Duration, 9 Minute working time, 15 Metre spot,3 Flights)

1. G Tipple	2922	14. G Hunter	2286
2. D Meson	2855	15. A Fisher	2241
3. M Pring	2800	16. A Murphy	2183
4. R Pike	2706	17. R Benton	2134
5. N Virtue	2696	18. W Leonard	2109
6. D Morgan	2676	19. A Goddard	2080
7. E Smith	2661	20. G Blackman	2037
8. K Jolley	2610	21. D Toms	2022
9. M Kroger	2441	22. R Squires	1908
10. R Harris	2378	23. J Chandler	1874
11. Z Enoch	2323	24. R Sellers	1757
12. R Kent	2318	25. J Torrance	1084
13. J Vale	2317	26. A Lowe	954

Postal Competition No. 2 – 21/22 – 28/29 November 1981
(2, 4, 6, 8, 10 Minute Duration & Spot Landing, 5 Flights only)

1. C Barrenger	2270	14. R Benton	1711	27. P Shaw	1384
2. G Vincent	2163	15. G Flood	1706	28. C Wyatt	1351
3. M Pring	2092	16. F Robinson	1695	29. P Pine	1344
4. D Towe	2049	17. J Tidey	1661	30. E Swan	1331
5. E Smith	2017	18. R Arnold	1634	31. W Lewis	1331
6. N Virtue	1978	19. M Haysom	1631	32. J Torrance	1284
7. J Quigley	1937	20. G Shaw	1625	33. K Jolley	1207
8. G Blackman	1924	21. G Tipple	1583	34. H Schwarzler	1138
9. D Morgan	1862	22. J Benjamin	1580	35. R Mooney	1111
10. J Lee	1846	23. G Pappas	1576	36. R Pike	875
11. J Cusack	1738?	24. A Hall	1506	37. M Crummy	725
12. H Gill	1748?	25. P Moehr	1460		
13. S Ralph	1720	26. D Kingdom	1406		

Postal Competition No.3 – 1981-82 (30-31 Jan, or 6-7 Feb 1982)
(Task A & Spot Landing, 3 Rounds)

1. N Virtue	1284	9. R Squires	1056	17. M Crummy	911

2. G Blackman	1235	10. A P Murphy	1018	18. D Kingdom	849
3. D Morgan	1173	11. C Wyatt	1017	19. L Cleeland	845
4. P Pine	1162	12. S Ralph	1012	20. D Leigh	824
5. M Pring	1142	13. R Benton	1002	21. R Harris	807
6. A C Murphy	1123	14. C Barrenger	967	22. S Peck	686
7. T Hall	1092	15. K Jolley	943		
8. E Smith	1057	16. J Ball	915		

Postal Competition No. 4 – 1981-82 (April 17-18, or 24-25)

(Maximum flight time, 3 Rounds)

	Time Min/Sec.	Score		Time Min/Sec	Score
1. N Virtue	113.13	1000	18. J Benjamin	22.47	201
2. R Benton	107.57	953	19. P Pine	22.43	201
3. M O'Reilly	68.46	607	20. C Charles	20.29	181
4. M Crummy	54.57	485	21. V Cresp	19.41	174
5. D Morgan	53.08	468	22. J Quigley	17.13.	152
6. C Carpenter	48.08	425	23. M McCullough	15.25	136
7. M Kroger	47.02	415	24. R Mooney	15.06	133
8. E Smith	45.56	406	25. G Skapin	14.12	125
9. M Pring	43.32	376	26. E Bristow	13.52	122
10. R Harris	28.56	256	27. C Barrenger	13.42	121
11. G Blackman	28.26	251	28. S Ralph	13.30	119
12. K Jolley	28.09	249	29. A Goddard	11.57	106
13. J Lee	27.53	246	30. J Vale	11.55	106
14. C Harrison	25.38	226	31. S Pecic	11.44	104
15. G Tipple	25.06	222	32. W Lewis	11.05	98
16. A Murphy	25.02	221	33. B Burns	7.45	68
17. J Tidey	24.46	219			

Postal competition No. 5 – 1981-82 (19-20, or 26-27 June)

(Task A, 6 Min Flight, 9 Min working time & Spot landing)

1. Ray Pike	Vic	1000	24. Dave Meson	Vic	758
2. David Morgan	WA	991	25. John Torrance	WA	756
3. Gilbert Tipple	Vic	990	26. Roger Lavers	NSW	754
4. Ray Colley	Qld	989	27. Gerald Haley	Tas	751
5. Eddie Smith	SA	981	28. Geoff Vincent	Vic	733
6. Nigel Virtue	NSW	978	29. Peter Mather	Vic	727
7. Andrew Goddard	NSW	971	30. David Franks	SA	726
8. Mike O'Reilly	SA	952	31. Chris Carpenter	WA	716
9. J Vale	NSW	938	32. S Peck	Vic	713
10. John Tidey	NSW	903	33. Steven McCullough	Vic	704
11. Graeme Blackman	Vic	866	34. Laurie Sherwood	SA	698
12. Warren Lewis	NSW	855	35. Kevin Jolley	SA	690
13. Chris Barrenger	Tas	833	36. Garry Carnell	NSW	635
14. Bruce Riley	Vic	832	37. M Crummy	NSW	614
15. Rob Benton	Vic	830	38. G Graham	NSW	613
16. Troy Latto	WA	827	39. Jim Hill	Vic	612
17. Rick Harris	NSW	820	40. Ron Webb	Vic	604
18. Mal Pring	SA	818	41. Craig Harrison	NSW	603
19. Anton Benade	Tas	812	42. Steve Ralph	Tas	595
20. J Benjamin	NSW	803	43. Mark Barber	Vic	427

21. Terry Passalaqua	Vic	769	44. A P Murphy	SA	411
22. David Leigh	SA	768	45. Max Haysom	Vic	410
23. Wayne Leonard	NSW	766	46. Max McCullough	Vic	407

Postal Competition No. 6 – 1981-82 (11-12, or 18-19 Sep.)

(Triathalon event – Duration, Duration Precision & Spot Landing)

1. Graeme Synan	Vic	1000	23. Ray Oehme	NSW	603
2. Max Kroger	Vic	994	24. Ray Colley	Qld	587
3. Chris Barrenger	Tas	957	25. Steve Ralph	Tas	584
4. David Morgan	NSW	917	26. Andrew Goddard	NSW	573
5. Ralph Learmont	Vic	878	27. Rodd Perrin	Vic	572
6. A P Murphy	SA	833	28. M Crummy	NSW	565
7. Rick Harris	NSW	826	29. M Sampson	NSW	562
8. Greg Graham	NSW	821	30. M Moehr	Vic	545
9. Steven McCullough	Vic	804	31. Rob Benton	Vic	541
10. John Tidey	NSW	803	32. G Tipple	Vic	489
11. James Ball	NSW	787	33. Barry Lauritzen	NSW	484
12. Dave Meson	Vic	786	34. J Vale	NSW	468
13. Nigel Virtue	NSW	718	35. H Schwartzier	NSW	463
14. J Lee	Vic	713	36. Steven Angus	Vic	450
15. Graeme Blackman	Vic	694	37. Adrian Alsopp	NSW	432
16. Geoff Vincent	Vic	655	38. Roger Lavers	NSW	422
17. Vic Cresp	Vic	645	39. Peter Fairfull	NSW	412
18. Les Cleeland	Vic	631	40. Greg Hayden	NSW	382
19. R Richardson	Vic	628	41. R Yeates	WA	361
20. Craig Harrison	NSW	621	42. Max Haysom	Vic	349
21. Charles Wyatt	Vic	608	43. Terry Passalaqua	Vic	334
22. N Morris	Tas	607	44. Peter Mather	Vic	270

Final Result – 1981-82 Postal Competition

(Inaugural Presentation of Postal Grand Champion Perpetual Trophy, donated by Orchards Hobbies)

1. Nigel Virtue	4567	5. Graeme Blackman	3620
2. David Morgan	4110	6. Eddie Smith	3099
3. Rob Benton	3857	7. Mal Pring	3006
4. Chris Barrenger	36646.		

5th L.S.F. Soaring Tournament, 9 – 11 October 1982
Jerilderie, N.S.W.

Note: A Postal vote was taken to hold the event in October, and also to allow Winches – length 200 metres, and Hand tows, 150 metres.

C.D. Dave Meson

Standard (57 entrants)

1. E. Smith	1000	1000	856	926	998	4780
2. C Howell	795	994	1000	881	1000	4670
3. M Scott	968	946	1000	923	767	4604
4. R Calnan	1000	691	1000	879	1000	4570
5. L Cleeland	921	610	1000	965	950	4446
6. P Bird	1000	950	719	1000	753	4422
7. P Hearne	1000	1000	606	1000	784	4390
8. B Burns	972	1000	657	784	972	4385
9. M O'Reilly	1000	644	768	949	1000	4360

10. B Copley	600	85	1000	995	841	4287
11. A Beake	721	1000	786	938	787	4232
12. R Webb	782	689	907	812	989	4179
13. J Borrill	978	694	756	1000	744	4172
14. D Lawley	877	1000	915	390	989	4171
15. E Stouppos	688	822	786	881	962	4139
16. H Stevenson	1000	385	835	913	1000	4133
17. R Tapp	973	628	660	899	966	4126
18. R Learmont	885	822	1000	823	587	4117
19. J Hill	976	731	705	908	780	4100
20. B Alexander	772	529	770	1000	1000	4071
21. M Kroger	761	485	862	948	1000	4056
22. J Ashmore	612	895	817	722	962	4008
23. C Angus	786	664	712	865	967	3994
24. P Hill	654	765	981	793	792	3985
25. C Barrenger	865	1000	926	794	379	3964
26. D Garle	88	966	875	928	362	3919
27. G Blackman	491	776	385	969	576	3197
28. B Nugent	411	539	1000	998	912	3860
29. R Benton	980	832	1000	1000	0	3812
30. G Shaw	726	841	714	867	642	3790
31. P Pine	573	634	569	1000	966	3742
32. D Morgan	949	291	755	980	754	3729
33. S Morris	602	1000	499	553	1000	3654
34. P Orchard	492	929	542	782	835	3580
35. W Woolston	725	835	737	967	261	3525
36. R Squires	395	519	724	982	847	3467
37. A Laurie	715	539	387	955	773	3369
38. G Vincent	1000	349	422	968	563	3302
=39. E Rich	527	256	612	1000	826	3220
=39. G Plaskett	537	735	656	800	492	3220
41. M Richards	755	0	740	778	913	3186
42. E Swan	795	644	528	807	343	3117
43. L Sherwood	714	273	650	660	796	3093
44. K Harvey	359	738	523	935	482	3037
45. T Passalaqua	643	493	553	838	522	3034
46. A Lowe	1000	0	769	944	300	3013
47. D Johnston	418	595	756	396	969	3134
48. I Avery	627	0	886	820	676	3009
49. D Leigh	525	604	427	551	848	2955
50. L Cutler	344	644	421	988	453	2850
51. R Murray	413	818	863	672	0	2766
52. C Purvis	801	838	621	110	272	2642
53. W Hughes	327	440	580	538	739	2624
54. D Meson	852	1000	727	0	0	2579
55. L Wilton	279	541	427	956	311	2514
56. C Wyatt	579	991	0	569	283	2422
57. P Shaw	633	289	229	370	882	2403
58. L Steven	313	733	209	882	0	2137
59.P Hughes	86	859	673	0	0	1618

Open (61 entrants)

1. P. Bird	983	1000	1000	922	1000	4905
2. J. Borrill	1000	963	764	984	998	4709
3. A Lowe	966	780	1000	1000	952	4698
4. B Copely	718	1000	1000	967	980	4665
5. E Smith	675	1000	1000	1000	970	4645
6. R Calnan	987	797	899	980	958	4621
7. M O'Reilly	784	944	949	1000	915	4592
8. B Burns	1000	782	866	930	998	4576
9. R Learmont	991	989	705	899	961	4545
10. J Black	720	916	1000	906	1000	4542
11. C Howell	1000	943	599	989	960	4491
12. E Swann	772	1000	733	978	1000	4483
13. M Kroger	978	610	969	947	958	4462
14. S Morris	945	577	932	987	995	4436
15. C Purvis	1000	928	772	935	789	4424
16. M Richards	1000	634	853	941	989	4417
17.R Smith	974	665	821	984	980	4414
18. B Alexander	819	751	1000	876	961	4407
19. R Squires	976	992	550	886	965	4369
20. E Stouppos	980	1000	651	775	932	4338
21. D Garle	1000	595	740	978	1000	4313
22. G Vincent	1000	866	588	904	947	4305
23. l Sherwood	1000	703	571	971	1000	4248
24. K Harvey	462	854	926	1000	946	4188
25. A Beake	759	987	464	996	974	4180
26. W Woolston	1000	504	703	952	1000	4159
27. R Tapp	567	736	1000	893	958	4154
28. G Shaw	653	1000	738	940	749	4080
29. M Scott	996	882	986	675	484	4023
30. L Cutler	693	953	574	915	885	4020
31. C Wyatt	967	543	610	975	909	4004
32. R Benton	0	1000	1000	926	987	3913
33. D Leigh	570	947	588	793	920	3818
34. J Hill	660	925	783	1000	446	3814
35. J Ashmore	713	687	1000	617	793	3810
36. D Johnston	796	553	522	969	962	3802
37. R Webb	703	697	367	1000	947	3714
38. P Hill	524	1000	932	866	381	3703
39. D Morgan	800	315	611	975	1000	3701
40. l Cleeland	732	637	603	1000	661	3633
41. H Gill	489	649	615	945	901	3599
42. P Hearne	1000	789	0	793	956	3538
43. C Angus	887	926	465	596	600	3474
44. P Pine	614	808	624	491	900	3437
45. N Morris	451	447	685	866	966	3415
46. P Orchard	393	803	709	518	907	3330
47. D Lawley	588	659	333	786	922	3288
48. I Avery	747	0	539	1000	919	3205
49. B Nugent	946	0	703	924	623	3196
50. C Barrenger	753	639	0	797	1000	3189
51. P Hughes	748	483	617	793	538	3179

52. W Hughes	401	653	603	475	925	3057
53. E Rich	893	434	640	710	354	3031
54. G Plaskett	978	420	850	614	159	3021
55. G Tipple	471	415	290	774	912	2862
56. H Stevenson	765	712	515	0	841	2833
57. J Ball	767	888	1000	0	0	2655
58. P Shaw	271	290	693	680	545	2479
59. G Blackman	803	0	341	920	399	2463
60. D Meson	998	791	552	0	0	2341
61. R Murray	716	0	617	0	738	2071

Grand Champion- 1st Eddie Smith 2nd P Bird 3rd R Calnan 4th C Howell 5th B Burns
Postal Competition – Nigel Virtue PARCS Shield-Spot Landing Champion – David Garle
Airborne Trophy Rob Benton Best Junior – D Garle
ARMC "Good on You" Award – D Tamlyn Airborne Subscription for "Trier" – W Hughes

1982/83 L.S.F. Executive

President Dave Meson Vic Vice President Vic Rob Benton Vic
Snr. Exec. Officer Max Kroger Vic

Postal Competition No. 1 – 1982-83 (December '82)

(Maximum Duration Thermal, 3 Flights, no spot landing)

	Min-Sec	Pts		Min-Sec	Pts
1. Eddie Smith	210-16	1000	18. Neil Morris	35-55	563
2. Ray Pike	180-35	952	19. Peter Davey	33-39	523
3. Mal Pring	174-42	936	20. Steven McCullough	30-49	476
4. A C Murphy	159-02	904	21. John Lee	29-06	460
5. Geoff Vincent	139-49	873	22. Graeme Blackman	27-06	428
6. Chris Barrenger	133-31	857	23. M Crummy	26-28	412
7. B Riley	100-29	793	24. John Tidey	23-09	365
8. David Leigh	85-18	746	25. Max McCullough	23-08	365
9. Rob Benton	78-22	738	26. Graeme Synan	20-13	317
10. Wayne Yeomans	72-02	730	27. Jim Hill	19-21	301
11. David Morgan	69-13	722	28. Ray Oehme	17-26	269
12. Bruce Burns	67-30	714	29. Michael O'Reilly	16-42	261
13. Eddie Rich	63-03	706	30. Greg Hayden	16-14	253
14. Craig Harrison	53-42	674	31. Peter Pine	14-50	230
15. Steve Ralph	44-24	611	32. R Arnold	12-48	198
16. Laurie Sherwood	43-16	603	33. Steven Angus	9-16	142
17. Rick Harris	37-24	571	34. Greg Graham	4-48	71

Postal Competition No. 2 – 1982-83 (February 1983)

(FAI Task A, 8 Min Duration, 9 Min working time & Spot landing)

1. Ken Stuart	1000	13. Rob Benton	787	25. Neil Morris	661
2. Chris Barrenger	999	14. Steve McCullough	781	26. Max Kroger	661
3. John Skinner	973	15. R Mooney	756	27. Peter Davey	585
4. D Leigh	965	16. Jack Wakae	749	28. Charlie Wyatt	569
5. David Morgan	962	17. Max McCullough	724	29. Ray Yeates	560
6. Steve Ralph	935	18. Eddie Smith	716	30. John Tidey	531
7. Mal Pring	871	19. David Garle	715	31. A C Murphy	485
8. Les Cleeland	868	20. D Fletcher	709	32. Laurie Sherwood	467
9. Ray Collie	867	21. Graham Synan	706	33. Ray Oehme	409
10. A P Murphy	853	22. Jim Hill	701	34. Craig Harrison	403

11. John Lee	810	23. P Moehr	697	35. Bruce Burns	178
12. M Crummy	791	24. Max Haysom	678		

Postal Competition No. 3 – 1982-83 (April 1983)

(2, 4, 6, 8, 10 Thermal & Spot Landing)

1. Barrenger C	1000	10. Garle D	901	19. McCullough M	823
2. Pring M	993	11. McCullough S	895	20. Burns D	792
3. Vincent G	982	12. Robinson F	894	21 Davey	765
4. Morgan D	981	13. Colley R	886	22. Moehr	742
5. Leigh D	969	14. Ash D	883	23. Benton R	733
6. Lee J	935	15. Haysom M	868	24. Perrin R	679
7. Ashmore L	931	16. Wyatt C	842	25. Hill J	666
8. Blackman G	926	17. Murphy A P	841	26. Morris ?	652
9. Smith E	903	18. Yeomans W	835	27. Yeates R	613

Postal Competition No. 4 – 1982-83

(Triathalon – Duration, Duration Precision & Spot Landing)

1. Mal Pring	SA	1000	14. Charlie Wyatt	Vic	764
2. Chris Barrenger	Tas	959	15. David Morgan	NSW	750
3. Eddie Smith	SA	953	16. John Lee	Vic	748
4. Kevin Jolley	SA	899	17. Rob Benton	Vic	746
5. Ken Stuart	Vic	887	18. Neil Morris	Tas	725
6. Don Ash	Vic	863	19. Graeme Blackman	Vic	722
7. Frank Robinson	Vic	843	20. Wayne Yeoman	NSW	699
8. David Leigh	SA	826	21. Peter Orchard	Vic	645
9. John Ashmore	Vic	825	22. Barry Coverdale	Vic	644
10. Wynne Proctor	Vic	801	23. Bill Hughes	Vic	606
11. Allan Murphy	SA	787	24. Barry Cotterell	Vic	598
12. Dave Meson	Vic	780	25. Peter White	Vic	568
13. Les Cleeland	Vic	772	26. Peter Davey	Vic	547

Final Scores for 1982-83 Postal Competition & Grand Champion

1. Chris Barrenger	Tas	3815	6. Rob Benton	Vic	3004
2. Mal Pring	SA	3800	7. John Lee	Vic	2953
3. David Leigh		3506	8. Wayne Yeomans	NSW	2264
4. Eddie Smith	SA	3445	9. A Murphy	SA	2176
5. David Morgan	NSW	3415	10. S McCullough	Vic	2152

6th L.S.F. Annual Soaring Tournament, 7 – 9 May 1983 - Jerilderie, N.S.W.

Open Class, 8 Minute Duration in 9 Minute Working time,

Open Class	**55 Entrants**	**5 Rds**	
1. Eddie Smith	4997	29. J Skinner	3968
2. Rob Benton	4854	30. N Morris	3953
3. Chris Howell	4850	31. G Tipple	3933
4. Phil Bird	4825	32. Ball J	3922
5. John Ashmore	4731	33. D Ash	3871
6. M Richards	4706	34. R Squires	3714
7. H Stevenson	4677	35. E Rich	3646
8. Charlie Wyatt	4619	36. J Lee	3622
9. B Copley	4567	37. W Hughes	3561
10. Alan Lowe	4517	38. S Hunt	3520
11. Max Kroger	4461	39. S Morris	3346

12. W Woolston	4450	40. C Blackman	3308
13. Les Cleeland	4405	41. J Angus	3259
14. R Learmont	4402	42. W Millgate	3251
15. S Woolston	4371	43. P Hill	3179
16. Peter Abell	4068	44. D Leigh	3164
17. G Vincent	4357	45. H Gill	3113
18. Calnan	4346	46. Beard K	3105
19. Ray Pike	4301	47. L Cutler	2984
20. D Garle	4295	48. J Hill	2960
21. K Stuart	4273	49. P White	2829
22. P Hill	4206	50. S Ralph	2778
23. P Stevenson	4150	51. T Passalaqua	2754
24. Ian Avery	4122	52. W Proctor	2535
25. M Pring	4118	53. M McCullough	2526
26. C Purvis	4083	54. A Laurie	1002
27. Biddle	4074	55. R Kent	974
28. P Orchard	4026		

For Interest, if as will happen next year, the worst round is dropped, the top places change as follows. Equal First Howell & Smith, 3. Mike Richards 4. B Copley 5. Phil Bird 6. Alan Lowe 7. Rob Benton. (The dreaded "Dropped round" is on the horizon).

2 Metre Class/2 Channel R/E 6 Minute Duration in 9 Minute Working time

2 Metre 47 Entrants 6 Rds

1.Rob Benton	5947	25=. W Woolston	5033
2. Mike Richards	5932	25=. J Lee	5033
3. John Skinner	5917	27. S Ralph	4852
4. Mal Pring	5888	28. Jordan	4632
5. Eddie Smith	5874	29. I Avery	4624
6. Geoff Vincent	5859	30. S Hunt	4615
7. K Stuart	5855	31. H Stevenson	4608
8. Peter Abell	5785	32. D Ash	4576
9. Ralph Learmont	5772	33. G Blackman	4431
10. Ron Squires	5718	34. J Hill	4409
11. P Calnan	5700	35. M McCullough	4328
12. L Cleeland	5690	36. C Wyatt	4271
13. E Rich	5656	37. J Angus	4576
14. D Garle	5581	38. P Hughes	3937
15. B Copley	5550	39. P Hill	3892
16. N Morris	5513	40. P Stevenson	3790
17. S Puru	5475	41. W Procter	3738
18. M Kroger	5454	42. P Bird	3657
19. S Morris	5449	43. W Biddle	3423
20. P Orchard	5405	44. Beard	3288
21. J Ashmore	5306	45. P White	3166
22. D Leigh	5206	46. A Laurie	1912
23. S Woolston	5084	47. R Kent	1347
24. A Lowe	5074		

Grand Champion	Eddie Smith	Best Flight Trophy	Simon Morris
Landing Aggregate	Rob Benton	C.D.	Dave Meson

1983/84 L.S.F. Executive

President – Mike Richards Vic Vice Pres. – Don Ash Vic – Exec. Off. – John Ashmore Vic

Postal Comps No.1 – 1983-84 (September 1983)

(2, 4, 6, 8, 10 minute Thermal with Spot Landing)

1. Rob Benton	1000	23. J L Wakae	764
2. Dave Meson	992	24. Greg Hayden	759
3. Peter Jordan	987	25. Roger Lavers	758
4. Dave Morgan	977	26. W A Lonard	727
5. Eddie Smith	952	27. R Oehme	715
6. Wayne Hadkins	928	28. Malcolm Huggett	691
7. Mal Pring	921	29. M Sampson	672
8. A P Murphy	884	30. Harold Stevenson	654
9. Ray Pike	881	31. Ray Mooney	618
10. Peter White	866	32. Andrew Goddard	616
11. David Leigh	850	33. Craig Harrison	597
12. Laurie Sherwood	840	34. Leo Skapin	580
13. Phil Bird	832	35. M Crummy	563
14. Steve Wiessner	828	36. Noel Ness	506
15. Peter Abell	823	37. A Oehme	487
16. Kevin Jolley	817	38. Des Kingdom	432
17. Barry Lauritzen	805	39. John Skinner	358
18. Peter Pine	803	40. Chris Barrenger	332
19. John Tidey	801	41. Garry Carnell	199
20. Meryl Wiessner	781	42. Jim Merrils	172
21. Max Haysom	780	43. D J Clewer	130
22. Ron Webb	775		

Postal Competition No. 2 - 1983-84 (December 1983)

(Unlimited Thermal, 3 flights, no Spot landing)

1.	1000	Rob Benton Vic	Merlin 3hrs 54min.	
2.	901	Mal Pring SA	Nomad 1hr 42min	lost in cloud
3.	894	David Morgan NSW	Sagitta 900	1hr 27min
4.	860	A Murphy SA	Sagitta 900	55 / 44
5.	842	Eddie Smith SA	Bird of Time	1hr 34min
6.	839	Rus. Brooker Vic	Ricochet	46 / 40 / 31
7.	670	David Leigh SA	Vortex 1hr 11min	
8. =	498	W Yeomans NSW	Alpha	
8. =	498	Laurie Sherwood SA	O. D.	
10.	385	Frank Robinson Qld	Olympic – 15oz ballast.	
11.	369	Ray Colley Qld	120" O. D.	
12.	324	Graeme Blackman Vic	2m "V" Bird	
13.	321	Barry Coverdale Vic	Gull	
14.	289	Denis Clewer Vic	BoT	
15.	283	Bruce Gent Vic	Pilot 2500	
16.	281	Ray Oehme NSW	Mini Martini	Craig Martin lost 5yr old Windrifter
17.	249	Max Kroger Vic	Ricochet	
18.	226	Jim Merrills Vic	BoT	
19.	208	Ross Stothers Vic	Mirage	
20.	183	John Skinner Tas	F3B O. D.	
21.	138	Peter Davey Vic	BoT	
22. =	124	Noel Ness SA	BoT	
22. =	124	Greg Hayden NSW	Aquila	

Postal Comp No. 3 – 1983/1984

(FAI Thermal, 8 in 11 & Spot Landing)

Score		LSF Level	State	Model
1000	John Skinner	1	Tas	OD 50" Saggita-ish
999	Steve Ralph	2	Tas	OD 2m Prophet-ish
995	Dave Morgan	4	NSW	Sagitta
992	Eddie Smith	4	SA	Bird of Time
955	Chris Barrenger	3	Tas	144" OD. .8.5lb!
942	Graeme Blackman	3	Vic	112" OD "Kullari2"
940	Geoff Vincent	4	Vic	OD "Cloudbuster4"
939	Rob Benton	4	Vic	Marjalie
936	Charles Wyatt	2	Vic	Big Birdie
934	R Stothers	1	Vic	Mirage
884	Greg Weller	1	NSW	Metrick 2m
869	Peter White	2	Vic	Bird of Time
855	Robert Sellars	1	Vic	Overcast
830	Rick Harris	2	NSW	Modified Aquila
789	W Proctor	1	Vic	Own Design
788	R Wilkins	1	Vic	Aquila
772	Ray Colley	2	Qld	120" OD
770	Mal Pring	4	SA	2m OD "Skyliner 2000"
762	Helmjut Antschak	1	Qld	Ricochet
718	Don Ash	3	Vic	Ricochet
694	Frank Robinson	3	Qld	2m
689	Graeme Emms	1	WA	Miri 120 (Brand new)
665	Gordon Loan	1	WA	Alpha
661	Max Kroger	4	Vic	Ricochet
651	Greg Hayden	1	NSW	Modified Aquila
612	Dave Hall	1	WA	Hi-Fly
517	Bruce Gent	1	Vic	Pilot Reiher 2500

After 3 of 4 events:

Rob Benton 2929, Dave Morgan 2866, Eddie Smith 2786, Mal Pring 2591

Postal Competition No. 4 – 1983-84 (May 1984)

(5 Flights for 40 Minutes)

1. Peter White	1000	Vic	Optima
2. Rob Benton	998	Vic	Bird of Time
3. David Morgan	995	NSW	Sagitta 900
4. Don Ash	968	Vic	Big Birdy
5. Robert Wilkin	951	Vic	Aquila
6. Ralph Learmont	888	Vic	Ricochet
7. Ray Pike	887	Vic	Overcast
8. John Ashmore	887	Vic	Big Birdy
9. Dennis Clewer	870	Vic	Bird of Time
19. Charlie Wyatt	824	Vic	Big Birdy
11. Max Haysom	813	Vic	Sagitta 12'
12. Graeme Blackman	785	Vic	Kullari II O.D.
13. Neil Morris	742	Tas	Cirrus
14. Ross Strothers	716	Vic	2M T Bird
15. Russel Brooker	687	Vic	Ricochet
16. Barry Cotterell	635	Vic	Ricochet

17. Peter Davey	630	Vic	Ricochet & Bird of Time
18. Steve Angus	629	Vic	Sagitta & Ricochet
19. Trevor De Haan	550	Vic	LS1
20. Jim Merrills	461	Vic	Bird of Time
21. Phillip Hall	347	WA	Tequilla
22. Gordon Loan	302	WA	Miri 120

Postal Competition 1983-84 – Final Result

1. Rob Benton	3937	3. Eddie Smith
2. David Morgan	3861	4. Peter White

7th L.S.F. Annual Soaring Tournament, 9-11 June 1984
Jerilderie, N.S.W.

(A newly instituted rule for this Tournament – Drop worst score after 5 rounds, the **Anomaly** has started)

Open Class
(Task – 8 in 11)

1. Chris Barrenger	4954
2. Steve Weissner	4848
3. Les Cleeland	4842
4. Max Kroger	4779
5. John Skinner	4772
6. Geoff Vincent	4765
7. John Thompson	4730
8. Mike Richards	4691
=9. Don Ash	4637
=9. Ralph Learmont	4637
11. P Hill	4607
12. M Stoupass	4603
13. R Calnan	4575
14. M Wiessner	4566
15. R Pike	4554
16. M O'Reilly	4549
17. J Borril	4523
18. R Benton	4514
19. R Tapp	4484
20. E Smith	4465
21. P Orchard	4445
22. L Sherwood	4420
23. B Alexander	4401
24. Dee Leigh	4399
25. B Hughes	4347
26. C Purvis	4342
27. G Nankervis	4298
28. P Hughes	4286
29. G Dale	4280
= . A Beake	4280
31. H Stevenson	4222
32. R Millsom	4185
33. S Hunt	4147
34. S Morris	4102
35. R Squires	4093

2 Metre (R/E)
(Task – 6 in 9)

1. John Borrill	4960
2. Geoff Vincent	4938
3. Ralph Learmont	4902
4. Mike Richards	4895
5. Ken Stuart	4894
6. Les Cleeland	4893
7. John Skinner	4872
8. Meryl Weissner	4870
9. Max Kroger	4849
10. Ron Squires	4834
11. C Barrenger	4824
12. D Ash	4808
13. A Beake	4757
14. C Wyatt	4660
15. G Dale	4647
16. M O'Reilly	4641
17. E Smith	4624
18. P Stevenson	4623
19. G Blackman	4573
20. M Stoupass	4519
21. R Benton	4499
22. S Wiessner	4488
23. I Avery	4454
24. Leigh Dee	4451
25. R Calnan	4440
26. H Stevenson	4430
27. S Morris	4330
28. S Hunt	4325
29. C Purvis	4315
30. N Morris	4300
31. P Orchard	4178
32. J Thompson	4160
33. B Nugent	4158
34. P Hill	4147
35. David Leigh	4060

36. J Berry	4087	36. S Angus	4142
37. B Nugent	4083	37. R Tapp	4037
38. K Stuart	4061	38. R Pike	3917
39. P Stevenson	4020	39. P Hughes	3890
40. G Blackman	3855	40. L Sherwood	3868
= . J Hill	3855	41. G Fox	3858
42. David Leigh	3853	42. F Baxter	3843
43. N Morris	3848	43. B Cotterall	3806
= . P White	3848	44. P White	3779
45. C Wyatt	3750	45. R Ericson	3762
46. R Ericson	3694	46. J Hill	3575
47. F Baxter	3637	47. J Berry	3296
48. I Avery	3593	48. W Proctor	3222
49. S Angus	3580	49. B Scott	3151
50. W Proctor	3453	50. A Laurie	3022
51. W Mann	3101	51. B Hughes	1289
52. B Cotterall	2882	52. G Nankervis	-
53. A Laurie	1090	53. B Alexander	-
54. G Fox	-	54. P Jordan	-
55. P Jordan	-	55. R Millson	-
56. B Scott	-	56. W Mann	-
57. L O'Reilly	-	57. L O'Reilly	-
58. L Cutler	-	58. L Cutler	-

Concourse D'Elegance David Leigh/Mini Martini Best Junior Peter Hughes
Best flight (5 way fly-off) Mike Richards Best placed O. D. 2 Metre Geoff Vincent
Airborne Perfect Flight Comp. – Mike Richards PARCS Landing Shield – Rob Benton
Winner of Indoor Paper Plane contest Sue Fox
Overall Placings (Grand champion):
1. Chris Barrenger/9788 2. Les Cleeland/9735 3. Geoff Vincent/9703
(C.D. Dave Meson)
This contest seems to have been the last in the original Grand Champion style, where the G.C. was the contestant who scored the most points in both the Standard & Unlimited events, or in this case. Open & 2 Metre. From this point on the contest is graded as 'Open', although in later times entrants were graded as "Expert, Advanced & Novice".
****Because they have been supplied, a list of the Top 10 positions in both classes will be shown on a round-by-round basis, just to show how a competitor can fare over the entire contest.****

Open Class

Round 1		Round 2		Round 3	
1. Alexander	1000	Cleeland	2000	Tapp	2892
2. Ash	1000	Tapp	2000	Cleeland	2869
3. Avery	1000	Vincent	1996	S Weissner	2868
4. Benton	1000	Barrenger	1975	Borrill	2861
5. Cleeland	1000	Ash	1972	Skinner	2837
6. S Morris	1000	Pike	1962	Richards	2799
7. Pike	1000	Thompson	1958	Vincent	2770
8. Richards	1000	Millson	1939	Barrenger	2760
9. Tapp	1000	Richards	1937	Alexander	2757
10. Vincent	1000	J Hill	1932	Hunt	2727

Round 4		Best 4 of 5		Best 5 of 6	
1. Cleeland	3845	Barrenger	3975	Barrenger	4954
2. S Weissner	3845	S Weissner	3948	S Weissner	4948

3. Skinner	3837	Skinner	3851	Cleeland	4842
4. Vincent	3765	Cleeland	3854	Kroger	4779
5. Barrenger	3760	Kroger	3795	Skinner	4772
6. Thompson	3706	Vincent	3765	Vincent	4765
7. Tapp	3677	Ash	3757	Thompson	4730
8. Kroger	3624	Richards	3741	Richards	4691
9. Leigh Dee	3596	Thompson	3735	Learmont	4637
10. Alexander	3539	Stouppos	3716	Ash	4637

2 Metre Class

Round 1		Round 2		Round 3	
1. Beake	1000	Vincent	2000	Learmont	2974
2. Cleeland	1000	Borrill	1998	Vincent	2964
3. Ericson	1000	Cleeland	1987	Cleeland	2961
4. Learmont	1000	Learmont	1978	Stuart	2949
5. Stuart	1000	M Weissner	1977	Richards	2930
6. Thompson	1000	Wyatt	1972	Kroger	2898
7. Vincent	1000	Kroger	1969	Wyatt	2893
8. Borrill	998	Squires	1968	P Stevenson	2889
9. P Stevenson	996	Richards	1954	Borrill	2854
10. Ash	993	Stuart	1949	Barrenger	2824

Round 4		Best 4 of 5		Best 5 of 6	
1. Cleeland	3954	Borrill	3989	Borrill	4960
2. Vincent	3938	Barrenger	3974	Vincent	4938
3. Kroger	3876	Learmont	3974	Learmont	4902
4. Borrill	3854	Cleeland	3950	Richards	4895
5. Barrenger	3824	Vincent	3938	Stuart	4894
6. Richards	3824	Richards	3930	Cleeland	4893
7. L:earmont	3810	Beake	3926	Skinner	4872
8. Beake	3754	Ash	3913	M Weissner	4870
9. Ash	3757	M Weissner	3907	Kroger	4849
10. Squires	3754	Stuart	3894	Skinner	4834

1984/85 L.S.F. Executive

John Ashmore(President) Vic Mike RichardsVic Don Ash Vic

Postal Comp No. 1 – 1984/85 (August)

2, 4, 6, 8, 10 Min. Thermal Duration

			LSF No.	Level	Score	Model
1	Ross Stothers	VIC	5187	1	1000	Mirage
2	Eddie Smith	S A	4232	4	953	Majarli
3	Peter Pine	NSW	3804	3	926	Prophet IV 2m.
4	Martin Vels	QLD	4926	1	921	Scooter 2m.
5	Mal Pring	S A	3864	4	920	Nomad
6	David A Leigh	S A	4230	3	908	Bird of Time
7	Ray Pike	VIC	3217	4	898	Overcast
8	Gordon Loan	W A	5245	1	897	Miri 120
9	David Leigh	S A	5285	1	841	Selestra (mod)
10	Ray Colley	QLD	2172	3	720	120” OD.
11	Rowan Molloy	NSW	New	1	719	Windrifter
12	Kevin Jolley	S A	3551	3	646	Europa (mod)
13	Phillip Hall	W A	5246	1	640	Tequilla

14	Des Kingdom	NSW	4162	2	629	T Bird 2m.
15	Warwick Paynter	NSW	5186	1	625	Sagitta 900
16	Robert Wilkins	VIC	5289	1	616	Aquila
17	Brian Wood	VIC	New	1	509	Windfree
18	Helmut Antschak	QLD	5281	1	478	Ricochet
19	Vic Cresp	VIC	4497	1	430	Trident 2m.

Postal Competition No. 2 – 1984-85 (November 1984)

(Triathalon)

1. Frank Robinson 1000, 2. Ray Colley 982, 3. Helmut Antschak 841.

Postal Competition No. 3 – 1984/85 February

(8 in 11 Task A Thermal)

1. Chris Barrenger	1000	5. John Skinner	911
2. Ross Stothers	991	6. David A Leigh	865
3. Mal Pring	958	7. Laurie Sherwood	772
4. Eddie Smith	943		

Postal Competition No. 4 – 1984-85 (May1985)

(5 by 40, Precision Duration)

(NO KNOWN RESULTS)

Postal Competitions 1984-85 – Final Result

NOT KNOWN

1985 – L.S.F. State & Regional Tournaments

Victoria – Model Aircraft Club of Sunbury

Saturday 2nd March 1985 L.S.F. Duration & Distance Flights (up to 10 kms.)

Sunday 3rd March 1985 Task A – 8 min. in 11 min. & 3 Min. Precision Duration

(Comps advertised in Aspectivity – contact Dave Meson, No results known)

N. S. W. – Armidale (New England Model Aircraft Club Field)

15 Min. flight & 1.5 & 3 Metre spot, One launch only per flight, Unlimited attempts with best 4 flights to count, contact Peter Pine. Results not known.

8th L.S.F. Tournament, 8-10 June 1985

Jerilderie, N.S.W.

Open Thermal Task 8 in 11 with 2 dropped rounds.)

(53 Entrants)

	Rd1	Rd2	Rd3	Rd4	Rd5	Rd6	Rd7	Rd8	Rd9	Rd10	Rd11	Total
1. Mike O'Reilly	998	993	1000	969	1000	1000	1000	981	1000	1000	1000	8991
2. Steve Weissner	1000	1000	849	1000	993	991	1000	1000	986	1000	899	8970
3. Leo O'Reilly	1000	1000	1000	960	976	990	829	993	995	1000	1000	8954
4. Peter Goldsmith	1000	1000	896	1000	996	695	961	1000	1000	995	998	8950
5. Rob Benton	988	991	1000	1000	850	939	1000	995	1000	880	993	8906
6. Allan Beake	978	972	766	998	1000	796	988	1000	986	979	1000	8901
7. Ralph Learmont	995	1000	1000	1000	984	1000	931	737	964	905	981	8855
8. Ron Squires	998	896	976	945	977	1000	993	1000	948	793	1000	8837
9. Laurie Sherwood	984	998	1000	1000	988	991	972	888	962	764	938	8833
10. Eddie Smith	951	977	706	993	975	978	1000	951	1000	973	692	8798
11. Chris Barrenger	875	1000	1000	627	972	982	988	973	855	1000	1000	8790
12. Simon Morris	1000	1000	733	918	976	932	1000	974	1000	969	916	8769
13. John Skinner	1000	986	987	936	995	991	920	958	983	851	736	8756
14. R Wilkins	1000	955	912	1000	923	967	664	944	958	1000	1000	8747
15. Don Ash	832	1000	950	873	976	997	953	902	1000	1000	966	8744
16. Stephenson	828	834	761	1000	1000	1000	995	953	974	1000	979	8735
17. Ray Pike	977	938	1000	941	0	875	1000	979	983	906	552	8599
18. P Hill	990	973	871	968	932	1000	839	997	988	720	624	8558
19. Meryl Wiessner	1000	637	717	949	1000	1000	993	1000	988	637	880	8527

20. Chris Howell	993	983	855	991	1000	779	821	981	980	0	0	8383
21. Mike Richards	529	498	974	981	955	983	988	855	986	653	929	8304
22. C Vella	633	960	974	930	850	867	950	770	965	938	460	8284
23. Richard Tapp	1000	1000	654	915	998	747	1000	951	1000	0	478	8265
24. John Borrill	997	923	524	995	1000	899	750	866	889	720	921	8240
25. Ian Avery	912	595	998	879	950	657	825	981	848	968	777	8138
26. John Thompson	976	819	713	625	1000	908	882	761	956	806	1000	8108
27. R Calnan	907	993	905	896	947	767	772	982	810	764	831	8043
28. Les Cleeland	936	965	859	871	896	821	845	970	874	750	558	8037
29. C Purvis	933	860	653	826	965	719	995	743	979	898	526	7918
30. G Fox	583	974	727	600	969	667	931	868	894	976	868	7874
31. Fred Baxter	634	752	558	900	834	703	579	1000	742	726	776	7867
32. D Leigh	949	933	838	649	854	750	949	997	926	647	484	7845
33. R Vella	737	22	660	541	885	672	946	979	728	740	670	7817
34. Ron Ericson	948	972	624	697	949	576	831	844	957	856	759	7813
35. Peter Mather	694	639	684	924	836	828	915	991	865	1000	735	7788
36. W Mann	504	729	743	816	909	1000	908	919	912	771	0	7707
37. Peter Orchard	678	617	862	740	990	780	832	885	948	883	659	7598
38. Peter White	899	642	833	761	768	964	993	802	865	706	648	7591
39. John Berry	984	680	984	872	704	543	984	805	0	764	715	7492
40. D Beake	721	351	729	826	859	984	803	831	897	822	738	7489
41. Jim Hill	594	503	834	766	835	678	960	883	822	480	921	7293
42. Peter Davey	763	979	893	814	983	672	649	810	766	604	301	7239
43. Trevor DeHaan	0	260	421	731	971	958	976	983	624	755	527	7206
44. Graeme Poole	620	832	745	965	943	804	703	1000	490	579	490	7191
45. P Hughes	920	739	666	698	943	632	917	829	813	0	0	7157
46. W Hughes	937	423	903	830	0	812	870	708	888	555	495	6998
47. G Thompson	690	710	963	820	528	854	579	730	674	703	829	6973
48. Brian Wood	901	681	693	798	0	502	663	685	871	982	661	6935
49. Charlie Wyatt	799	599	1431	866	781	663	751	803	1000	678	209	6932
50. R Edgecombe	852	772	679	669	839	659	784	511	927	714	677	6913
51. G Blackman	61	981	580	731	854	644	513	853	719	932	530	6744
52. Michael Mather	483	448	616	442	599	513	590	527	609	667	294	5052
53. Adrian Laurie	0	166	286	659	658	632	349	529	580	490	364	4547

Grand Champion	Mike O'Reilly
Airborne Best Flight Trophy	Mike O'Reilly
PARCS Landing shield	Mike O'Reilly (Fly-off with Ray Pike)
Concours d'Elegance	Peter White/Apollo
Best Junior	John Skinner

1985/86 LSF Executive

President John Thompson S. A. 1st Assistant Eddie Smith 2nd Assistant Simon Morris

Postal Competition No. 1 – 1985-86 (September 85)

(2, 4, 6, 8, 10 Thermal & Spot Landing)

1. Laurie Sherwood	1000	6. Rob Wilkins	974
2. Eddie Smith	995	7. Mal Pring	960
3. Chris Barrenger	993	8. R Faithful	862
4. David Morgan	979	9. P Davey	741
5. Rob Benton	976	10.A Wright	602

Postal Competition No. 2 – 1985-86 (October 1985)

(Spot Landing, 10 Rounds)

1. Chris Barrenger	1000
2. Rob Benton	964
3. Rob Wilkins	929
4. Eddie Smith	972
5. R Stothers	709

Postal Competition No. 3 – 1985-86 (Nov. – Dec.)

(Task A, 8 in 11 Duration & Spot Landing)

1. Rob Wilkins	1000	4. Bruce Vass	783	7. Laurie Sherwood	742
2. Eddie Smith	957	5. David B Leigh	754	8. Ken Watson	727

3. Rob Benton	793	6. Mal Pring	744	9. P Organ	653

Postal Competition No. 4 – 1985-86 (Feb. – Mar.)
(40 min Duration in 5 Flights)
NO RESULTS

Postal Competition No. 5 – 1985-86 (April 1986)
(Task A Thermal 8 in 11 & Spot Landing)
NO RESULTS

1985/86 Postal Competition – Final Result

1. Rob Wilkins	3974	3. Rob Benton	3632
2. Eddie Smith	3800	4. Laurie Sherwood	2654

9th L.S.F. Tournament, 7-9 June 1986
Jerilderie, N.S.W.
(C.D. Dave Meson "flew in" to the racecourse in his Ultra-light Sapphire)
(8 in 11 minutes duration – 12 rounds flown, two dropped)

1. Steve Weissner	9990	Weiss 1 & Weiss 2
2. Rob Benton	9977	BOT BOT & Marjali
3. Peter Hill	9773	Stepp 3
4. Les Cleeland	9731	Aquila Grande
5. Meryl Weissner	9723	"Ginger"
6. David A Leigh	9606	"Bird of Time"
7. Mike O'Reilly	9495	Paragon
8. Leo O'Reilly	9453	Aquila Grande
9. Rob Wilkins	9453	O.D.
10. John Borrill	9400	Super Viking

Regretfully the final results are only shown to the first 10 places, but, fortunately the full entry list has been discovered, and the names of all the other entrants has been included.

Ralph Learmont	Graeme Blackman	Robert Edgecombe	Fred Baxter
Jim Hill	Neil Morris	Chris Barrenger	Mal Pring
Eddie Smith	Graeme Garner	Sylvia Woolston	Wayne Woolston
Allan Portlock	John Thompson	Laurie Sherwood	David B Leigh
Colin Purvis	Max Newcombe	Peter Goldsmith	Caroline Goldsmith
Max Kroger	Kevin Mahr	Jeffrey Beake	Barrie Burns
Cameron Burns	Graeme Poole	Ian Avery	Mike Richards
Ron Squires	Don Ash	Charlie Wyatt	Ted Hall
Phillip Organ	Adrian Laurie	Peter Orchard	Robyn Vella
Brian Wood	Terry Bourke	Simon Morris	Richard Tapp
Glyn Brokensha	Murray Scott	Harold Stevenson	Allan Beake
David Beake	John Channon	Ray Pike	David Foote
Peter White	Glen Reid	Terry Pasalaqua	Bob Sellars
Marcus Stent	Geoff Sparkes		

Grand Champion	Steve Weissner	Airborne Best Flight Trophy	Meryl Weissner
PARCS Landing Shield	Rob Benton	Best Junior	David Beake
Concours d'Elegance	Rob Wilkins/O.D.	Best First Timer	Graeme Garner

1986/87 L.S.F. Executive
Mal Pring Eddie Smith Simon Morris

Postal competition No. 1 – 1986-87 (October 1986)

(Spot Landing)

1. Chris Barrenger	1000	8. Ross Stothers	712
2. Rob Wilkins	975	9. Eddie Smith	681
3. Ray Pike	898	10. Dean Martin	538
4. Rob Benton	890	11. Mike Mather	387
5. Brian Wood	849	12. David Foote	382
6. Peter Mather	780	13. Peter Crawfield	275
7. Mal Pring	751	14. Rick Harrison	240

Postal Competition No. 2. – 1986-87 (December 1986)

(Unlimited Duration)

1. Rob Wilkins	1000	7. Ross Stothers	600
2. Russ Brooker	800	8. Rob Benton	575
3. Ray Pike	719	9. David Foote	563
4. Eddie Smith	700	10. Neil Trimmer	535
5. Dean Martin	655	11. Laurie Trimmer	430
6. Peter Mather	638		

Postal Competition No. 3 – 1986-87 (Feb.-Mar. 1987)

(2, 4. 6, 8, 10 Thermal Duration)

1. Rob Wilkins	1000	4. Dean Martin	645	7. Mal Pring	463
2. Ross Stothers	984	5. Ray Pike	618	8. Laurie Sherwood	434
3. Eddie Smith	788	6. Roy Bone	587	Ken Watson	406

Postal Competition No. 4. – 1986-87 (Apr.-May 1987)

(Task A Thermal, 8 in 11 & Spot Landing)

1. Ross Stothers	1000	8. Les Cleeland	707
2. Mal Pring	958	9. Dean Martin	552
3. Graeme Blackman	955	10. Laurie Trimmer	393
4. Rob Benton	953	11. Neil Trimmer	359
5. Peter Wallwork	921	12. Colin Durrance	314
6. Ken Watson	806	13. Eric Lewis	160
7. Eddie Smith	743		

Postal Competition – 1986-87 Final Result

1. Rob Wilkins	2975	14. Neil Trimmer	891
2. Ross Stothers	2696	15. Brian Wood	849
3. Rob Benton	2418	16. Laurie Trimmer	823
4. Ray Pike	2235	17. Russell Brooker	806
5. Eddie Smith	2231	18. Les Cleeland	707
6. Mal Pring	2172	19. Roy Bone	532
7. Dean Martin	1852	20. Laurie Sherwood	434
8. Peter Mather	1418	21. Michael Mather	387
9. Ken Watson	1212	22. Colin Durrance	314
10.Chris Barrenger	1000	23. Peter Crawford	275
11. Graeme Blackman	955	24. Richard Harrison	314
12. David Foote	945	25. Eric Lewis	160
13. Peter Wallwork	921		

10th L.S.F. Annual Soaring Tournament, 6-8 June 1987
Jerilderie, N.S.W.
(Task A Thermal, 8 in 11)

C.D. Dave Meson

	Score	Ldg. pts.		Score	Ldg. pts.
1. Ralph Learmont	10986	1200	27. David Foote	9292	910
2. Meryl Weissner	10983	1196	28. Marcus Stent	9156	840
3. Steve Weissner	10961	1145	29. David Gale	9084	970
4. Rob Benton	10878	1180	30. Charlie Wyatt	9040	900
5. Mal Pring	10767	1110	31. Barry Burns	8988	650
6. Eddie Smith	10520	1110	32. David Lawley	8987	965
7. Mike O'Reilly	10518	1245	33. John Borrill	8967	745
8. Max Kroger	10517	1170	34. Rob Edgecombe	8896	755
9. Graham Garner	10464	1005	35. Jim Hill	8894	820
10. Chris Barrenger	10335	900	36. Cameron J Burns	8873	820
11. Rob Wilkins	10115	1045	37. Dean Martin	8787	490
12. Greg Dale	10059	985	38. Les Cleeland	8732	1115
13. Harold Stevenson	10058	940	39. Bill Hughes	8517	940
14. Ron Squires	9917	1160	40. Kevin Little	8510	1070
15. Graham Sullivan	9887	1175	41. Roy Calnan	8497	775
16. Peter White	9770	840	42. Colin Richmond	8403	740
17. Simon Morris	9722	985	43. Leo O'Reilly	8215	740
18. John Channon	9689	935	44. Ray Stefaniak	8202	800
19. Peter Goldsmith	9682	1225	45. Charlie Vella	7748	640
20. Richard Tapp	9661	1055	46. Colin McArthur	7700	490
21. Ray Pike	9645	1070	47. Harry Nugent	7530	610
22. Manny Stouppos	9417	855	48. John Lawrey	7397	665
23. Fred Baxter	9490	695	49. Andrew J Ramsay	7223	915
24. Wayne Woolston	9327	915	50. Robyn Vella	7135	735
25. Graham Blackman	9374	965	51. Ian Avery	7044	720
26. Mark Barber	9347	995	52. Phillip Organ	6973	335

Landing Points Champion Mike O'Reilly.

Best Junior Cameron Burns — Best 2 Metre Dean Martin

Winner Perfect Score (Fly-off) Steve Wiessner — Best 1st Timer Graham Sullivan

Inaugural Tournament of Champions

(This involved a fly-off between the Tournament winner and all past Tournament winners, 3 Rounds of 8 Minutes Duration in 11 Minutes working time)

Winner -: Steve Weissner on a count back from Rob Benton, other contestants:- Ralph Learmont, Eddie Smith, Mike O'Reilly, Chris Barrenger & John Borrill.

(Competition comment; It was unusual in looking at the results that the top four models and seven out of the top ten used ailerons. It is the first time an aileron equipped model has ever won at Jerilderie and it is by far the highest percentage of aileron equipped models in the top ten. Perhaps it is a sign of the times that aileron models with these new airfoils are much more efficient then they have ever been before. Mike O'Reilly, Australian R.C.M.)

1987/88 L.S.F. Executive

Mal Pring Eddie Smith Simon Morris

Postal Competition No. 1 – 1987-88 (August 1987)

(Spot Landing)

1. Graham Sullivan	1000	8. Kevin Little	880	15. Dean Martin	600
2. Rob Benton	996	9. David Foote	869	16. Ray Colley	598
3. Chris Barrenger	949	10. Ken Watson	864	17. Col Durrance	510
4. Ray Pike	933	11. Graeme Blackman	787	18. Neil Trimmer	432
=. Dave Wadeson	933	12. Laurie Trimmer	643	19. Frank Robinson	361
6. Rob Wilkins	925	13. Eddie smith	640	20. Des Williams	141
7. Mike Hoggett	910	14. David Lawley	603	21. Eric Lewis	76

Postal Competition No. 2 – 1987-88 (October 1987)

(Task A Thermal, 8 in **11)**

1. Ray Pike	1000	Ken Watson	659
2. Rob Wilkins	998	Peter Mather	526
3. Chris Barrenger	992	Steve Lewis	472
4. Mal Pring	982	Des Williams	467
5. Rob Benton	968	Tim Shirley	388
6. David Foote	952	Laurie Trimmer	323
7. Laurie Sherwood	872	Neil Trimmer	216
8. Eddie Smith	772	Eric Lewis	134
9. David Lawley	733		

Postal Contest No. 3 – 1987-88 (December 1987)

(Unlimited Duration)

1. Ray Pike	1000	8. Dean Martin	731
2. Rob Benton	998	9. Steve Lewis	730
3. Mal Pring	992	10.Andrew Benton	725
4. Andrew Goddard	988	11. Peter Mather	719
5. David Foote	984	12. Laurie Trimmer	450
6. Rob Wilkins	982	13. Des Williams	425
7. Michael Mather	733	14. Neil Trimmer	418

January 1988

Mal Pring, current LSF Aust. President & No 1 ticket holder, achieved Level V – the first outside USA and 62nd to achieve this level. Around this time Bob Champine in the USA achieved Level V for the SECOND time. The first ever to achieve Level V did so on July 3rd 1975.

Postal Competition No. 4 – 1987-88 (Feb.-Mar. 1988)

(2, 4, 6, 8, 10 Thermal)

1. David Foote	1000	9. Michael Mather	589
2. Philip Crandon	979	10. Jim Watson	576
3. Peter Mather	908	11. Gary Watson	547
4. Ray Pike	846	12. Neil Trimmer	467
5. Mal Pring	750	13. Colin Durrance	466
6. John Tidey	685	14. Laurie Trimmer	439
7. Eddie Smith	683	15. Eric Lewis	150
8. Dean Martin	626		

Postal Competition No. 5 – 1987-88 (Apr.-May 1988)

Task A Thermal, 8 in 11)

1. Ray Pike	1000	11. Dean Martin
2. Eddie Smith	981	12. Peter Mather
3. Rob Benton	951	13. Ken Watson
4. D Moody	931	14. Steven Copelin

5. Mal Pring	866	15. Col Durrance	
6. Andrew Benton	851	16. Merv McDonald	
7. David Foote	743	17. Laurie Trimmer	
8. Max Haysom	738	18. Des Williams	
9. Jim Hill	737	19. Eric Lewis	
10. Neil Trimmer	695	20. Michael Mather	

1987/88 Postal Competitions – Final Result

1. Ray Pike	3933	20. Andrew Goddard	988
2. Rob Benton	3913	21. Philip Crandon	979
3. David Foote	3805	22. David Wadeson	933
4. Mal Pring	3590	23. D Moody	931
5. Eddie Smith	3076	24. Mike Hoggett	910
6. Dean Martin	2974	25. Kevin Little	880
7. Rob Wilkins	2905	26. Laurie Sherwood	872
8. Peter Mather	2718	27. Graeme Blackman	787
9. Ken Watson	2086	28. Max Haysom	738
10. Neil Trimmer	2012	29. Jim Hill	737
11. Laurie Trimmer	2010	30. John Tidey	685
12. Chris Barrenger	1941	31. Ray Colley	598
13. Andrew Benton	1576	32. Jim Watson	576
14. Michael Mather	1504	33. Gary Watson	547
15. Col Durrance	1493	34. Steven Copelin	537
16. Des Williams	1402	35. Eric Lewis	573
17. David Lawley	1336	36. Merv McDonald	510
18. Steve Lewis	1102	37. Tim Shirley	388
19. Graham Sullivan	1000	38. Frank Robinson	361

11th L.S.F. Annual Soaring Tournament, 11-13 June 1988
Jerilderie, N.S.W.
(Task A Thermal, 8 in 11)

Open Thermal

	Rd1	Rd2	Rd3	Rd4	Rd5	Rd6	Rd7	Rd8	Rd9	Rd10	Rd11	Total Pts.
1. Rob Benton	1000	1000	986	1000	1000	993	1000	1000	971	1000	993	9972
2. Mike O'Reilly	1000	1000	1000	988	993	991	965	1000	801	993	1000	9930
3. S Weissner	893	1000	687	1000	1000	1000	1000	931	1000	933	1000	9807
4. M Weissner	1000	995	1000	914	1000	988	1000	896	824	998	1000	9791
5. Kevin Mahr	667	991	767	1000	1000	1000	1000	1000	1000	1000	948	9706
6. Mal Pring	1000	993	1000	962	877	983	990	693	871	993	1000	9669
7. P Goldsmith	767	1000	900	1000	1000	933	998	1000	761	926	995	9519
8. Phil Bird	836	955	1000	808	992	943	991	1000	933	843	988	9481
9. John Lawrey	891	901	872	905	960	955	923	975	1000	1000	935	9445
10. R Learmont	819	958	1000	998	849	1000	995	696	882	1000	928	9429
11. Eddie Smith	977	1000	993	977	986	1000	958	588	854	888	783	9416
12. R Tapp	1000	995	519	878	861	1000	1000	894	853	922	974	9377
13. Simon Morris	649	956	794	984	983	666	993	957	981	1000	1000	9314
14. Grah. Garner	911	1000	909	812	990	805	976	891	998	843	974	9304
15. Les Cleeland	1000	951	941	915	854	949	773	1000	803	869	998	9280
16. M Richards	983	974	1000	922	777	831	649	822	1000	873	838	9020
17. Max Kroger	762	744	861	745	893	972	1000	923	906	993	944	8999
18. W Woolston	1000	976	972	709	998	693	960	575	734	983	967	8992
19. G Blackman	604	953	681	837	967	983	979	682	840	976	981	8879
20. David Foote	720	909	863	646	924	676	1000	723	1000	1000	1000	8815
21. Roy Calnan	984	839	798	550	710	798	1000	970	888	871	934	8792
22. H Stevenson	900	597	965	865	798	1000	620	967	857	988	817	8777
23. John Borrill	1000	859	686	815	955	848	990	800	878	801	801	8747

24. Brett Redman	707	872	898	1000	743	744	740	996	1000	729	990	8712
25. David Garle	686	978	1000	793	711	981	1000	724	810	826	871	8694
26. Max Haysom	561	820	808	747	538	991	974	969	881	1000	917	8668
27. Jim Hill	789	765	751	754	1000	667	972	879	892	993	822	8617
28. C Goldsmith	409	815	828	707	894	830	878	842	1000	819	1000	8613
29. Don Ash	514	736	997	654	840	794	794	993	1000	963	798	8569
30. Charlie Vella	677	971	681	1000	788	796	984	797	866	749	892	8524
31. Ian Avery	572	8225	871	810	835	674	777	678	940	923	960	8293
32. Peter White	743	969	734	577	797	951	641	945	852	981	681	8284
33. Ray Pike	730	959	986	683	826	653	8000	360	734	867	920	8158
34. Fred Baxter	929	489	814	630	845	931	566	918	972	760	695	8060
35. Tim Shirley	428	886	672	729	987	983	706	687	723	738	864	7975
36. Matt Wood	411	755	420	593	887	970	810	857	920	773	972	7957
37. M Mather	624	574	865	772	575	948	952	738	669	708	824	7675
38. Peter Mather	531	686	879	727	685	724	660	743	770	873	880	7627
39. Marcus Stent	698	421	816	586	642	416	929	630	1000	957	868	7547
40. Charlie Wyatt	707	726	629	497	1000	553	972	610	805	860	613	7475
41. Bill Hughes	639	1000	743	820	728	639	763	605	667	777	593	7381
42. Dean Martin	674	832	682	445	832	1000	442	661	577	753	903	7359
43. Adrian Laurie	491	865	470	665	752	971	962	803	617	546	629	7301
44. Mike Combe	665	908	479	1000	816	474	803	621	812	0	623	7201
45. John Berry	679	993	820	638	526	790	826	546	667	445	664	7149
46. Ray Stefaniak	750	711	606	653	703	614	740	831	845	513	629	7082
47. Robyn Vella	193	647	600	678	577	419	715	503	631	450	483	5703
48. G Thompson	657	753	693	699	0	138	735	565	0	0	0	4240

(CD – Dave Meson)

Fly-off for Airborne Trophy

(Achievers of the Perfect flight – exact flight time & 1 metre spot)

Simon Morris	Stepp 3	Peter Goldsmith	Eclipse Mod.
Graeme Garner	Majali	David Garle	Bird of Time
Harold Stevenson	Sagitta	Mal Pring	Nimrod

Fly-off Winner Peter Goldsmith

Spot Landing Champion Ray Pike(1055 points) Best First Timer Brett Redman

Best Junior Matthew Wood S. A. Champion of Champions Fly-off Rob Benton

1988/89 L.S.F. Executive

Mal Pring Eddie Smith Simon Morris

Postal Competition No. 1. – 1988/89 (August '88)

(Spot Landing)

1. Scott Lennon	1000	13. Neil Trimmer	807
2. Ray Colvill	975	14. Dean Martin	775
3. Rob Benton	970	15. Ray Stefaniak	725
4. David Morgan	927	16. Laurie Trimmer	705
5. Ray Pike	926	17. Darren Jeffree	704
6. Noel Outtrim	922	18. Rod Allan	656
7. Michael Steele	918	19. Ken Watson	644
8. David Foote	898	20. Neville Lynch	604
9. Mal Pring	870	21. Alan Flack	547
10. Kevin McFall	864	22. Des Williams	391
11. Eddie Smith	857	23. Eric Lewis	231
12. Stephen Frodsham	808		

Postal Competition No. 2 – 1988-89 (November '88)

(Unlimited duration x 3 Flights)

1. Roy Jury	1000	13. Mike Sampson	682
2. Eddie Smith	920	14. Rod Allen	678
3. Tim Davis	900	15. Neil Trimmer	630
4. Mal Pring	825	16. Ken Watson	625
5. Ray Stefaniak	800	17. Phil Crandon	590
6. David Morgan	785	18. Les Ross	580
7. Bruce Knight	775	19. Colin Durrance	570
=. Scott Lennon	775	20. Dean Martin	550
9. Alan Flack	760	21. Laurie Trimmer	480
10. David Foote	740	22. Eric Lewis	426
11. Graham Garner	725	23. Des Williams	410
12. Rob Badenoch	685		

Cumulative scores (2 contests)

Eddie Smith	1777	Mal Pring	1695
Scott Lennon	1775	David Foote	1638
David Morgan	1712	Ray Stefaniak	1525

Postal competition No. 3 – 1988-89 (February '89)

(2, 4, 6, 8, 10 Thermal Duration)

1. Ray Colvill	1000	Alan Flack	878
2. Rob Benton	990	Ray Stefaniak	835
3. David Morgan	988	Ian Moreland	828
=. Mike Sampson	988	Ken Watson	735
5. Mal Pring	983	Neville Lynch	683
6. Roy Jury	982	Les Ross	681
7. Ray Pike	950	Jim Watson	674
8. Eddie Smith	945	Gary Watson	559
9. Scott Lennon	943	Laurie Trimmer	266
10. Dean Martin	906	Neil Trimmer	237
11. Phil Crandon	905		

Postal Competition No. 4 – 1988-89 (April '89)

(Task A, 8 in 11 Duration)

1. David Morgan	100	10. Les Ross	690
2. Ray Colvill	994	11. Dean Martin	687
3. Scott Lennon	988	12. Eric Lewis	647
4. Ray Stefaniak	976	13. Geoff Hungerford	636
5. Rob Benton	941	14. Laurie Trimmer	380
6. Eddie Smith	907	15. Des Williams	375
7. Mike Sampson	863	16. Neil Trimmer	334
8. Gary Silke	707	17. Roy Jury	321
9. Phil Crandon	697	18. Col Durrance	237

Postal Competition 1988-89 – Final Results

1. Ray Colvill	2969	20. Eric Lewis	1304
2. Scott Lennon	2931	21. Neville Lynch	1287
3. David Morgan	2915	22. Des Williams	1176
4. Rob Benton	2901	23. Noel Outtrim	922
5. Eddie Smith	2772	24. Michael Steele	918
6. Mal Pring	2678	25. Tim Davis	900
7. Ray Stefaniak	2611	26. Kevin McFall	864

8. Mike Sampson	2533	27. Ian Moreland	828
9. Dean Martin	2368	28. Stephen Frodsham	808
10. Roy Jury	2303	29. Colin Durrance	807
11. Phil Crandon	2192	30. Bruce Knight	775
12. Alan Flack	2185	31. Graham Garner	725
13. Ken Watson	2004	32. Gary Silke	707
14. Les Ross	1951	33. Darren Jeffree	704
15. Ray Pike	1876	34. Rob Badenoch	685
16. Neil Trimmer	1771	35. Jim Watson	674
17. David Foote	1638	36.Geoff Hungerford	636
18. Laurie Trimmer	1565	37. Gary Watson	559
19. Rod Allen	1334		

12th L.S.F. Annual Soaring Tournament, 10-12 June 1989
Jerilderie, N.S.W.

(Weekend included Martin Simons lecture) – (58 Entrants – 7 Rounds flown, 1 dropped)
(For the sake of the exercise, placings are shown after Total score and prior to dropped round)

	Rd 1	Rd 2	Rd 3	Rd 4	Rd 5	Rd 6	Rd 7	Total Score		Ldg. Pts	Final Score
1. Peter Abell	1000	1000	930	1000	1000	844	1000	6774	1	560	5930
2. John Lawrey	729	1000	1000	938	947	996	989	6599	3	580	5870
3. Graham Garner	1000	1000	950	1000	878	1000	902	6730	2	626	5852
4. Les Cleeland	927	1000	618	947	850	1000	993	6335	6	495	5717
5. Ron Squires	826	1000	888	1000	1000	1000	690	6404	4	655	5714
6. Eddie Smith	0	988	982	994	1000	933	718	5615	18	510	5615
7. Max Kroger	1000	794	1000	630	986	993	839	6242	5	345	5612
8. Rob Badenoch	554	591	1000	1000	950	1000	995	6090	8	475	5536
9. Max Haysom	658	762	1000	1000	1000	734	969	6123	9	500	5465
10. Brett Redman.	727	788	852	873	1000	944	984	6168	7	435	5441
11. Chris Barrenger	1000	876	624	685	842	1000	1000	6027	11	445	5403
12. Graham Sullivan	677	732	1000	785	1000	839	997	6030	10	660	5353
13. Richard Tapp	709	955	356	940	830	901	1000	5691	16	570	5335
14. Cliff Fiddes	916	689	700	1000	1000	729	983	6017	12	580	5328
15. Ralph Learmont	826	1000	575	1000	884	795	777	5857	13	495	5282
16. Don Ash	853	1000	517	864	832	1000	653	5719	15	540	5202
17. Harold Stevenson	963	759	593	620	1000	950	902	5787	14	350	5194
18. John Channon	547	836	1000	820	756	1000	732	5691	16	355	5144
19. Martin Simons	768	666	1000	726	773	727	988	5648	17	560	4982
20. Mike O'Reilly	1000	896	575	618	699	779	984	5551	19	550	4976
21. Peter White	959	748	764	539	596	952	927	5485	20	475	4946
22. Ray Pike	645	1000	761	948	469	897	638	5358	21	670	4889
23. Andrew Benton	870	981	538	440	499	940	967	5235	23	480	4795
24. Bob Edgecombe	542	950	1000	372	669	636	989	5158	26	300	4786
25. Manny Stouppos	730	664	648	859	546	812	1000	5259	22	355	4713
26. Simon Morris	871	695	720	209	681	751	957	4884	27	475	4675
27. Jim Hill	693	545	715	745	626	867	986	5177	25	210	4632
28. Matthew Wood	753	892	852	563	791	716	618	5185	24	585	4622
29. Graham Blackman	1000	695	228	487	427	847	1000	4684	28	335	4456
30. Trevor Broadbent	566	724	0	838	554	657	1000	4339	32	345	4339
31. Andrew Ramsay	687	776	251	707	641	920	582	4564	29	265	4313
32. John Borrill	1000	911	813	537	0	0	991	4252	34	335	4252
33. Ted Hall	1000	663	0	0	559	961	969	4172	36	350	4172
34. Mike Combe	593	410	406	567	848	733	972	4529	30	260	4123
35. John Kinlay	548	891	324	1000	171	500	847	4281	33	250	4110
36. Todd McGuffin	601	563	410	575	477	895	911	4432	31	365	4022
37. Mal Pring	839	0	0	416	737	983	1000	3975	37	480	3975
38. Charlie Wyatt	680	683	349	676	538	863	434	4227	35	275	3878
39. Victor Pember	593	740	0	0	524	868	977	3702	38	430	3702
40. Roy Calnan	760	490	716	602	504	605	0	3677	39	455	3677

41. David Hines	655	657	0	693	0	1000	663	3668	40	315	3668
42. Ian Avery	550	0	528	725	730	399	716	3648	41	325	3649
43. Rob Benton	801	735	0	0	0	974	1000	3510	42	195	3510
44. Ron Kent	565	468	0	0	643	722	866	3264	43	70	3264
45. Terry Dunn	815	730	0	0	0	674	979	3198	44	155	3198
46. Ray Stefaniak	654	510	409	0	0	577	948	3098	45	190	3098
47. Dean Martin	751	479	0	0	0	813	703	2746	46	155	2746
48. Theo Inkenharg	675	425	543	0	0	433	464	2540	47	155	2540
49. Fred Baxter	0	718	0	0	0	893	901	2512	48	130	2512
50. Roger Kentish	623	797	0	0	0	524	436	2380	49	265	2380
51. Phil Bird	832	896	419	0	0	0	0	2147	50	145	2147
52. Arthur Walmer	282	0	0	0	0	683	410	1375	51	95	1375
53. John Bannerman	588	0	0	0	0	0	0	588	52	90	588
54. Mike Richards								58	53	0	58
55. Dave Carkeek								55	54	0	55
56. Andrew McCausland								25	55	0	25
57. Warren Lewis								18	56	0	18
58. David Lawley								3	57	0	3

Champion of Champions Fly-off Rob Benton Airborne Trophy Manny Stoupos
Landing Points Comp. Ray Pike Best Junior Andrew Benton
Best First time Robin Badenoch CD Dave Meson

1989/90 LSF Executive+

President Mal Pring Vice President Eddie Smith
Executive Officer Simon Morris

Postal Competition No. 1 – 1989-90 (September '89)

(Spot Landing Competition, 8 Flights))

1. David Morgan	1000	Stepp 3
2. Mal Pring	982	Nomad
3. Rob Benton	962	Bird of Time
4. Ray Pike	925	Olympic 2
5. Mike Sampson	924	Craftair Viking
6. Eddie Smith	909	Marjali E193
7. Philip Crandon	875	Apollo
8. Andrew Benton	865	Bird of Time
9. Ray Stefaniak	859	3.6M Floater
10. Ken Watson	819	Marjali, HQ2.5-10
11. John Tidey	780	Viking Mk 1
12. David Foote	767	Stepp 3
13. Geoff Hungerford	747	Stepp 2
14. Gary Silke	717	Piviere
15. Laurie Trimmer	616	Orange Box
16. Neil Trimmer	569	Stepp 2
17. Erica Pike	313	Olympic 2

Postal Competition No. 2. -1989-90 (November '89)

(Unlimited Duration)

1. Mike Sampson	1000	8. Les Ross	730
2. Ray Stefaniak	960	9. Jim Watson	660
3. Mal Pring	950	10. Neil Trimmer	650
4. Gary Silke	940	11. Gary Watson	610
5. David Morgan	935	12. John Tidey	605
6. Eddie Smith	920	13. Laurie Trimmer	600
7. Dean Martin	835		

January 1990 – Eddie Smith (S.A.) achieves Level V with his 8 hour slope flight

Postal Competition No. 3 1989-90 (February '90)

(2, 4, 6, 8, 10 Thermal Duration)

1. Rob Benton	1000	15. Knuth Hostler	542
2. David Morgan	996	16. Arther Walmer	521
3. Ray Stefaniak	946	17. Peter Wiadrowski	505
4. Dean Martin	938	18. Andrew Benton	497
5. Mal Pring	892	19. Neil Trimmer	489
6. Ray Pike	874	20. Ken Watson	483
7. Peter Mather	846	21. Bruce Adams	477
8. Les Ross	801	22. Col Durrance	434
9. Geoff Hungerford	782	23. Harding Trinkle	358
10. Mike Sampson`	747	24. Gerald Masterton	350
11. Gary Silke	702	25. Les Ingram	278
12. Eddie Smith	691	26. Damon Kentish	138
13. Laurie Trimmer	607	27. Roger Kentish	117
14. David Cann	579	28. David Sloan	77

Postal Competition No 4. – 1989-90 (April '90)

(Task A Thermal, 8 in 11)

1. David Morgan	1000	14. Gary Silke	706
2.Mike Sampson	967	15. Eddie Smith	676
3. Warren Lewis	941	16. Geoff Hungerford	662
4. Matthew Wood	881	17. Neil Trimmer	596
5. Mal Pring	850	18. Peter Mather	537
6. Les Ross	819	19. Michael Mather	515
7. Ken Watson	809	20. Knuth Hoshler	476
8. Dean Martin	802	21. Laurie Trimmer	459
9. David Foote	786	22. Arthur Walmer	457
10. David Leigh	781	23. John Tidey	437
11. Andrew Taylor	752	24. Des Williams	242
12. Ian Moreland	749	25. Les Ingram	135
13. Ray Pike	726	26. Gerald Masterton	118

LSF Postal Competition 1989/90 – Final Result

1. David Morgan	2996	Marjali	22. Matthew Wood	881	Stepp 3
2. Mike Sampson	2891	Prophet 941	23. Philip Crandon	875	
3. Mal Pring	2824	Nomad mod.	24. David Leigh	781	
4. Ray Stefaniak	2765		25. Andrew Taylor	752	
5. Dean Martin	2575	Stepp 3	26. Ian Moreland	749	Stepp 3
6. Ray Pike	2525	Marjali	27. Jim Watson	660	
7. Eddie Smith	2520	Dassel	28. Gary Watson	610	
8. Gary Silke	2363	Piviere	29. David Cann	579	
9. Les Ross	2350	Albatross	30. Michael Mather	515	Olympic 2
10. Geoff Hungerford	2191	Stepp 2	31. Peter Wiadwowski	505	
11. Ken Watson	2111	Marjali	32. Bruce Adams	477	
12. Rob Benton	1962		33. Gerald Masterton	468	Brolga
13. Laurie Trimmer	1823	Albatross	34. Col Durrance	434	
14. John Tidey	1822		35. Les Ingram	413	High Sierra
15. Neil Trimmer	1815	Stepp 2	36. Harding Trinkle	358	

16. David Foote	1553	Stepp 3	37. Erica Pike	313	
17. Peter Mather	1383	Olympic 2	38. Des Williams	242	Gentle Lady
18. Andrew Benton	1362		39. Damon Kentish	138	
19. Knuth Hostler	1018	Brolga	40. Roger Kentish	117	
20. Arthur Walmer	978	Gentle Lady	41. David Sloan	77	
21. Warren Lewis	941	Bird of Time			

13th L.S.F Annual Soaring Tournament, 9-11 June 1990
Jerilderie (60 Entrants)

C.D.	Dave Meson									Ldg.	Final
Round	1	2	3	4	5	6	7	8	9	Pts	Score
1. Mike O'Reilly	848	872	998	1000	1000	1000	1000	960	1000	830	7830
2. Rob Benton	788	983	981	991	993	1000	870	990	1000	825	7808
3. Eddie Smith	995	987	966	853	941	924	1000	1000	988	820	7801
4. Peter Goldsmith	1000	976	671	1000	827	1000	1000	998	995	750	7796
5. Scott Lennon*	692	974	1000	984	870	1000	968	1000	993	855	7789
6. Mal Pring	980	955	591	841	977	990	1000	1000	943	840	7686
7. Peter Abell	865	1000	991	997	869	1000	962	1000	806	820	7684
8. Phil Bird	1000	990	1000	1000	965	886	981	656	847	830	7669
9. Steve Wiessner	895	986	1000	918	1000	1000	782	993	833	840	7625
10. Max Kroger	818	1000	983	1000	1000	784	998	643	979	795	7562
11. Meryl Wiessner	1000	847	963	835	1000	974	995	739	912	690	7526
12. Ralph Learmont**	1000	757	735	1000	995	998	745	1000	1000	860	7495
13. Brett Redman	1000	991	977	1000	846	971	807	627	884	675	7476
14. Kevin Mahr	813	916	1000	986	1000	986	771	694	1000	710	7472
15. John Lawrey	963	953	1000	776	800	822	981	912	1000	815	7431
16. Derek Hardie	699	757	978	944	950	962	747	1000	1000	670	7338
17. Tim Mellor	822	1000	1000	667	909	712	977	876	984	600	7280
18. Harold Stevenson	944	1000	984	858	1000	707	929	842	675	640	7264
19. John Borrill	908	666	696	997	1000	986	1000	643	981	760	7234
20. Max Haysom	1000	957	986	770	597	769	1000	984	751	810	7217
21. Simon Morris	904	1000	731	988	993	1000	689	791	800	620	7207
22. Tod McGuffin	621	759	822	997	978	869	982	882	871	871	7160
23. Les Cleeland	937	1000	808	728	872	753	998	817	950	835	7135
24. Graham Sullivan	685	732	976	991	876	981	826	881	858	760	7121
25. David Hobby	880	871	725	1000	798	794	979	990	790	740	7102
26. Andrew Benton	498	597	930	849	967	991	969	775	1000	690	7078
27. Ray Pike	760	834	758	981	761	976	1000	577	997	745	7067
28. Dean Martin	850	991	988	780	824	962	634	994	509	625	7023
29. Peter Mather	723	794	981	789	993	955	807	883	798	765	7000
30. Dale Wiessner	908	625	998	953	885	990	596	988	649	820	6996
31. Ray Stefaniak	520	805	990	990	1000	990	537	690	933	580	6935
32. Don Ash	917	1000	805	984	803	763	0	777	858	590	6907
33. Cliff Fiddes	562	996	997	735	943	979	642	997	609	660	6898
34. Jim Hill	833	618	948	772	955	0	983	917	759	460	6785
35. Andrew Goddard	625	870	742	844	858	890	802	979	644	585	6629
36. Caroline Goldsmith	692	732	843	930	666	974	995	665	773	530	6605
37. Glyn Brokensha	555	847	819	611	856	947	815	722	974	415	6591
38. Peter Smith	876	755	955	725	564	1000	717	481	933	755	6525
39. Adam Rivett	609	847	1000	733	587	945	429	785	950	610	6456
40. Matthew Wood	578	686	830	890	906	841	666	1000	626	690	6445
41. Tim Shirley	831	0	787	972	567	729	734	957	711	415	6288
42. Rob Badenoch	699	583	972	671	657	772	763	963	741	570	6238
43. Gilles Arlove	390	734	655	600	993	929	591	732	1000	590	6234
44. Roy Calnan	1000	565	956	562	948	945	442	517	706	630	6199
45. Ian Moreland	545	579	882	556	594	686	971	970	952	530	6190
46. John Channon	991	833	614	670	868	686	428	789	681	600	6132
47. Vic Pember	831	581	574	737	881	874	754	828	622	435	6108
48. Manny Stouppos	813	668	970	588	0	447	857	728	990	510	6061
49. Warren Lewis	611	635	976	645	641	625	750	899	877	450	6048
50. John Haren	558	979	899	533	713	641	888	551	758	510	5987

51. Michael Mather	613	545	771	534	599	858	827	974	683	550	5870
52. Charlie Wyatt	739	522	787	470	910	522	554	945	889	395	5868
53. Dave Carkeek	539	694	991	815	932	512	0	479	617	700	5579
54. Peter White	692	678	585	595	621	699	705	290	445	310	5020
55. John Morgan	0	299	767	525	624	552	460	767	711	445	4705
56. Ian Avery	478	482	425	487	695	699	561	474	607	700	4483
57. Jim McDougall	561	0	281	505	462	695	299	469	349	450	3621
58. Peter Wallwork	0	563	412	455	477	458	237	538	404	135	3544
59. Terry Dunn	259	423	0	0	498	516	768	569	361	250	3394
60. Brett Weston	441	322	542	0	139	596	391	462	472	240	3365

Best First Timer: Scott Lennon Best Junior: Todd McGuffin

Concours de Elegance:

(Balsa) Manny Stouppos Spot Landings Ralph Learmont

(Glass) Peter Goldsmith Best Perfect Flight Peter Goldsmith

Tournament of Champions Rob Benton Postal Champion David Morgan

1990/91 L.S.F. Executive (South Australia)

President Mal Pring, Vice President---Eddie Smith,

Executive Officer Simon Morris

Postal Comp No. 1. August/September 1990/91

2 Minute Duration & Spot Landing

1. John Berry	1000	Stepp 3	11. Dean Martin	878	Sagitta 900
2. Mike Sampson	996	Prophet 941	12. Mal Pring	875	Nomad mod.
3. Andrew Benton	987	Bird of Time	13. Michael Mather	870	Olympic 2
4. Rob Benton	974	Bird of Time	14. Les Ross	857	Albatross
5. Ted Hall	960	Mirage	15. Philip Crandon	850	Eclipse
6. Eddie Smith	947	Marjali	16. Ian Moreland	772	Nomad mod.
7. David Foote	941	Stepp 3	17. Charlie Wyatt	710	Big Bird
8. Peter Mather	927	Olympic	18. Geoff Hungerford	687	T Bird
9. Steve Keep	918	Stepp 3	19. Col Durrance	684	Gentle Lady
10. Ken Watson	893	Marjali	20. Gerald Masterton	391	Brolga

Postal Comp No. 2 – November/December 1990/91

Unlimited Duration

1. Ray Pike	1000	Olympic	9. Ted Hall	625	Mirage
2. David Foote	988	Stepp 3	10. Laurie Trimmer	620	Albatross
3. John Berry	950	Stepp 3	11. Don Ash	603	Eclipse
4. Mal Pring	930	Nomad mod.	12. Gerald Masterton	545	Brolga
5. Mike Sampson	880	Prophet 941	13. David Carkeek	525	Mirage
6. Eddie Smith	978	Marjali	14. Neil Trimmer	450	Stepp 2
7. Les Ross	875	Albatross	15. Col Durrance	410	Gentle Lady
8. David Morgan	840	Paragon			

Postal Comp No. 3 – 1990/91 February

2, 4, 6, 8, 10 Duration & Spot Landing

1. Steve Keep	1000	7. Andrew Benton	923
2. Ray Pike	995	8. David Foote	860
3. Mal Pring	980	9. Mike Sampson	840
4. John Berry	979	10. Geoff Hungerford	735
5. Eddie Smith	956	11. Ken Watson	362
6. David Morgan	939		

Postal Comp No. 4. – 1990/91 April/May

Task A 8 in 11 & Spot Landing

1. Chris Barrenger	1000	8. Max Kroger	762
2. David Morgan	983	9. Les Ross	742
=. Ray Pike	983	10. Geoff Hungerford	735
4. David Foote	968	11. Col Durrance	597
5. Peter Mather	870	12. Rob Benton	533
6. Laurie Trimmer	809	13. Mal Pring	521
7. Eddie Smith	792	=. Ian Moreland	521

Postal Competition 1990-91 – Final Results

1. Ray Pike	2984	15. Rob Benton	1507
2. John Berry	2929	16. Geoff Hungerford	1422
3. David Foote	2897	17. Ian Moreland	1293
4. Mal Pring	2785	18. Ken Watson	1255
5. Eddie Smith	2781	19. Chris Barrenger	1000
6. Mike Sampson	2780	20. Gerald Masterton	936
7. David Morgan	2762	21. Dean Martin	878
8. Les Ross	2474	22. Michael Mather	870
9. Laurie Trimmer	2224	23. Philip Crandon	850
10. Steven Keep	1918	24. Max Kroger	762
11. Andrew Benton	1910	25. Charlie Wyatt	710
12. Peter Mather	1797	26. Don Ash	603
13. Col Durrance	1691	27. David Carkeek	525
14. Ted Hall	1585	28. Neil Trimmer	450

***14th L.S.F Annual Soaring Tournament, 8-10 June 1991**
Jerilderie, N.S.W.

1. Rob Benton	6995	30. Dean Martin	5836
2. Meryl Weissner	6987	31. David Foote	5788
3. Mike O'Reilly	6972	32. Graham Garner	5784
4. Matthew Wood (Jnr)	6918	33. Richard Tapp	5780
5. Chris Barrenger	6877	34. Peter Abell	5700
6. Ralph Learmont	6873	35. David Morgan	5693
7. Max Kroger	6821	36. Alan Mayhew	5679
8. Andrew Benton(Jnr)	6757	37. Trevor Keane	5665
9. Glyn Brokensha	6736	38. Peter S White	5605
10.Simon Morris	6696	39. John Borrill	5529
11. Steve Wiessner	6548	40. Eddie Smith	5436
12. Les Cleeland	6426	41. Tim Mellor	5422
13. John Lawrey	6368	42. Mike Fiddes	5345
14. Andrew Goddard	6356	43. Jim Mcdougall	5238
15. Graham Sullivan	6341	44. Peter V White	5106
16. Brett Redman	6301	45. Vic Pember	4968
17. Peter Goldsmith	6277	46. Robin Quick	4910
18. Ray Pike	6275	47. Jack Murphy	4812
19. Phil Bird	6243	48. Ian Moreland	4787
20. Mal Pring	6141	49. Jamie Cannon (Jnr)	4766
21. Caroline Goldsmith	6077	50. Warren Lewis	4685
22. David Hobby	6044	51. Roy Calnan	4575
23. Harold Stevenson	6032	52. Tony Brazzale	4548
24. Max Haysom	6009	53. Ian Avery	4489
25.Cliff Fiddes	6002	54. John Quigley	4382

26. Scott Lennon	5975	55. Adam Rivett (Jnr)	3628
27. Dale Wiessner	5962	56. John Lynch	3544
28. Don Ash	5913	57. Derek Hardie	3357
29. John Channon	5838		

8 rounds of 8 in 11 flown, worst round dropped C. D. Dave Meson

Best Junior	Matthew Wood	Best First Timer	Alan Mayhew
Best Perfect flight	Andrew Benton	Landing Points Champion	Mike O'Reilly
Indoor Hangar Rat	Jamie Cannon		

1991/92 L.S.F. Executive (Victoria)

President	Max Kroger	Vice President	Rob Benton
General Officer	Max Haysom	General Officer	Chris Barrenger (Tas.)

Postal Comp No. 1 of Aug 1991/92

2 Minute & Precision spot Landing

	Name	Score	Model	Conditions
=1	Mike Sampson	1000	Prophet	Fantastic
=1	Ray Pike	1000	Super Soarer O/d	Light breeze
3	David Foote	990	Falcon 880	Light breeze
4	Mal Pring	963	Nomad	Light to fresh
5	Rob Benton	963	BOT	Cool, breezy
6	Eddie Smith	927	Nomad	Light to fresh
7	Robin Quick	927	Ricochet	Fog, light rain
8	Les Ross	859	Ricochet	Calm
9	Bill Millgate	780	Sagitta 900	Fine, mild
10	Dean Martin	738	Sagitta 900	Windy, used recorder
12	Peter (MM) White	518	Stepp3 FG	Great lift but windy
13	John Tidey	424	Ghost Singer O/d	Excellent, lots of lift
14	Gil Carruthers	296	Metric 2M	Very good

Postal Comp No. 2 – Oct 1991/92

2, 4, 6, 8, 10 Duration & Spot Landing

1. Ray Pike	1000	9. Craig Campbell-Smith	882
2. Rob Benton	995	10. Max Haysom	869
3. Dean Martin	968	11. Philip Barrenger	831
4. Mal Pring	963	12. John Tidey	823
5. David Foote	957	13. Mike Sampson	766
6. Eddie Smith	932	14. Andrew Benton	671
7. Chris Barrenger	929	15. Adrian Coggins	592
8. Robert Shaw	895		

Postal Comp No. 3 – 1991/92 Feb

(F3J, Thermal & Spot Landing,4 Flights)

		Rd 1	Rd 2	Rd 3	Rd 4	Score
1	Mike Sampson	1000	1000	1000	1000	1000
2	Rob Benton	971	973	957	987	972
3	Peter MM White	782	887	834	535	759
4	Ray Pike	903	947	561	610	755
5	Graham Garner	365	580	996	982	731
6	David Foote	287	972	952	539	687
7	Les Ross	720	586	877	436	655
8	Geoff Hungerford	353	853	997	365	642

9	Mal Pring	939	369	334	795	609
10	Eddie Smith	286	322	268	979	464
11	Mike Elsner	359	358	310	657	421

Postal Comp No. 4 – 1991/92 April

8 in 11 Duration & Spot Landing

1. Ray Pike	1000	4. Paul Bedford	905	7. Laurie Trimmer	667
2. Chris Barrenger	992	5. David Foote	872	8. Col Durrance	537
3. Mike Sampson	955	6. Gil Carruthers	756	9. Neil Trimmer	519
				10. Paul Allen	507

Final Placings – LSF 1991/92 Postal Competition

		C1	C2	C3	C4	Drop	Final
1. Ray Pike	VIC	1000	1000	755	1000	755	3000
2. Mike Sampson	NSW	1000	766	1000	955	766	2955
3. Rob Benton	VIC	963	995	972	-	-	2930
4. David Foote	VIC	990	957	687	872	687	2819
5. Mal Pring	SA	963	963	609	-	-	2535
6. Eddie Smith	SA	927	932	464	-	-	2323
7. Chris Barrenger	TAS	-	929	-	992	-	1921
8. Dean Martin	SA	738	968	-	-	-	1706
9. Les Ross	NSW	859	-	655	-	-	1514
10. Andrew Benton	VIC	738	671	-	-	-	1409
11. Peter (MM) White	VIC	518	-	759	-	-	1277
12. John Tidey	NSW	424	823	-	-	-	1247
13. Gil Carruthers	NSW	296	-	-	756	-	1052
14. Robin Quick	VIC	927	-	-	-	-	927
15. Paul Bedford	NSW	-	-	-	905	-	905
16. Robert Shaw	ACT	-	895	-	-	-	895
17. Craig Campbell Smith	ACT	-	882	-	-	-	882
18. Max Haysom	VIC	-	869	-	-	-	869
19. Philip Barrenger	TAS	-	831	-	-	-	831
20. Bill Millgate	NSW	780	-	-	-	-	780
21. Graham Garner	SA	-	-	731	-	-	731
22. Laurie Trimmer	NSW	-	-	-	667	-	667
23. Geof Hungerford	NSW	-	-	642	-	-	642
24. Adrian R Coggins	QLD	-	592	-	-	-	592
25. Col Durrance	NSW	-	-	-	537	-	537
26. Neil Trimmer	NSW	-	-	-	519	-	519
27. Mike Elsner	SA	-	-	421	-	-	421

7/8/9 March 1992 – Cairnbrook Caper Cross Country

- At this venue Rob Benton completes L .S. F. Level V, first Victorian to achieve this level.

15th L.S.F Annual Soaring Tournament, 6 – 8 June 1992
Jerilderie, N.S.W.

(49 Entrants – FAI Task A – 8 in 11 – 13 rounds, drop 1)

1. Phil Bird	11779	26. Robin Quick	9624
2. Ralph Learmont	11616	27. Cliff Fiddes	9592
3. David Hobby	11376	28. Col Collyer	9585
4. Rob Benton	11324	29. Simon Morris	9578
5. Max Kroger	11284	30. Warren Lewis	9577

6. Peter Abell	11108	31. Don Costelloe	9447
7. Mike O'Reilly	11038	32. Jamie Cannon	9293
8. Chris Barrenger	10985	33. Harold Stevenson	9131
9. Tim Mellor	10970	34. Jim McDougal	8994
10. Les Cleeland	10862	35. Max Haysom	8931
11. Andrew Goddard	10840	36. John Haren	8918
12. Scott Lennon	10754	37. Peter M White	8696
13. Brett Redman	10749	38. Alan Flack	8695
14. John Lawrey	10571	39. Vic Pember	8599
15. Ray Pike	10564	40. Charlie Wyatt	8365
16. Richard Tapp	10555	41. Glyn Brokensha	8161
17. John Skinner	10406	42. Roy Calnan	8058
18. Michael Fiddes	10343	43. J Lynch	7878
19. Alan Mayhew	10324	44. Peter S H White	7637
20. David Foote	10323	45. Ian Avery	7424
21. Dean Martin	10136	46. Chris Graham	6964
22. John Borrill	10004	47. Huw Brokensha	5769
23. Graham Sullivan	9999	48. Adrian Laurie	3124
24. Trevor Keane	9970	49. Ron Ericson	1890
25. Cameron Dyson	9778		
Airborne Best Flight Trophy		Scott Lennon	
Landing Points champion		Graham Sullivan	
Best Junior		Cameron Dyson	

Extracted from President Max Kroger's report:-

The 1992 Annual Tournament has been scored differently this year as a result of a late suggestion, similar to a discussion that took place some years back with our US parent body. Larger competitions have been scored as a series of smaller events and also collectively as a whole, giving more results for tasks achievements than in previous years. I believe that this is a good thing and I hope this leads to more LSF SELF achievement program activity in 1992 to 1993.

The way it works is that you have the option of using your result for the whole contest, OR, using any of the four sub contests, BUT NOT BOTH!!

	Rds 1-3		Rds 4-6		Rds 7-9		Rds 8-11
1	Andrew Goddard	3000	John Skinner	2971	Max Kroger	2995	Dean Martin	2991
2	David Hobby	2981	Richard Tapp	2968	Scott Lennon	2995	Phil Bird	2948
3	Peter Abell	2934	Tim Mellor	2921	David Hobby	2988	C. Barrenger	2903
4	Rob Benton	2805	Ralph Learmont	2903	R. Learmont	2983	Ray Pike	2902
5	Brett Redman	2617	Les Cleeland	2902	John Lawrey	2976	Tim Mellor	2878
6	Alan Mayhew	2573	Phil Bird	2895	Rob Benton	2959	Ralph Learmont	2782
7	Max Kroger	2546	Max Kroger	2850	Jamie Cannon	2950	Mike O'Reilly	2726
8	Mike O'Reilly	2537	David Foote	2784	Phil Bird	2936	Richard Tapp	2669
9	John Borrill	2501	Scott Lennon	2767	Les Cleeland	2902	Mike Fiddes	2655
10	Robin Quick	2490	David Hobby	2748	John Skinner	2983	Peter Abell	2631
11	Chris Barrenger	2467	Mike O'Reilly	2721	Cliff Fiddes	2849	.Brett Redman	2608
12	Phil Bird	2435	And. Goddard	2690	Simon Morris	2845	Scott Lennon	2602
13	Vic Pember	2428	Trevor Keane	2681	C. Barrenger	2833	Rob Benton	2594
14	John Lawrey	2422	Peter Abell	2631	Tim Mellor	2819	Cam. Dyson	2558
15	Ralph Learmont	2418	Brett Redman	2631	M. O'Reilly	2764	Alan Flack	2546
16	Les Cleeland	2334	Cam. Dyson	2627	G. Sullivan	2724	Simon Morris	2528
17	Ray Pike	2323	Mike Fiddes	2575	Brett Redman	2710	David Foote	2521
18	Richard Tapp	2316	Rob Benton	2568	Peter Abell	2673	John Lawrey	2510
19	Michael Fiddes	2337	Grah. Sullivan	2529	A. Goddard	2639	Trevor Keane	2501
20	Col Collyer	2197	Al. Mayhew	2483	D. Costelloe	2597	H. Stevenson	2498
21	Cliff Fiddes	2174	John Haren	2466	David Foote	2587	John Borril	2490
22	Don Costelloe	2124	Ch. Barrenger	2462	Dean Martin	2543	P M White	2484
23	David Foote	2085	Ray Pike	2459	J. McDougal	2537	Max Haysom	2484
24	Harold Stevenson	2075	Dean Martin	2385	Col Collyer	2506	Alan Mayhew	2439
25	Warren Lewis	2047	John Borrill	2368	Trevor Keane	2478	Robin Quick	2416

26 Scott Lennon	1995	26 Col Collyer	2357	26 Warren Lewis	2461	26 Grah. Sullivan	2393
27 Tim Mellor	1968	27 John Lawrey	2335	27 John Borrill	2422	27 Les Cleeland	2296
28 Max Haysom	1994	28 Robin Quick	2290	28 Ray Pike	2399	28 Don Costelloe	2289
29 Graham Sullivan	1921	29 Jamie Cannon	2254	29 Robin Quick	2398	29 Jim McDougal	2244
30 Ron Ericson	1890	30 H. Stevenson	2232	30 Charlie Wyatt	2377	30 Warren Lewis	2243
31 Cameron Dyson	1883	31 Cliff Fiddes	2159	31 Alan Mayhew	2313	31 John Skinner	2196
32 Dean Martin	1867	32 Simon Morris	2159	32 Mike Fiddes	2309	32 Chris Graham	2177
33 John Haren	1845	33 Max Haysom	2141	33 Peter M White	2256	33 David Hobby	2146
34 Simon Morris	1842	34 Jim McDougal	2140	34 Cam. Dyson	2209	34 P S H White	2096
35 Trevor Keane	1811	35 Warren Lewis	2060	35 John Haren	2119	35 Charlie Wyatt	2091
36 John Lynch	1807	36 Peter M White	1977	36 Richard Tapp	2058	36 John Haren	2081
37 Roy Calnan	1801	37 Don Costelloe	1920	37 G. Brokensha	2009	37 Roy Calnan	2079
38 Alan Flack	1778	38 Charlie Wyatt	1899	38 P S H White	1962	38 Col Collyer	2060
39 John Skinner	1775	39 G. Brokensha	1860	39 Alan Flack	1957	39 Vic Pember	2057
40 Jamie Cannon	1745	40 Alan Flack	1835	40 H. Stevenson	1949	40 Jamie Cannon	2009
41 Jim McDougal	1556	41 P S H White	1829	41 John Lynch	1946	41 John Lynch	1930
42 Glyn Brokensha	1549	42 John Lynch	1820	42 Ian Avery	1873	42 G. Brokensha	1923
43 Charlie Wyatt	1492	43 Vic Pember	1803	43 Chris Graham	1831	43 Ian Avery	1908
44 Peter M White	1425	44 Ian Avery	1794	44 Max Haysom	1753	44 Max Kroger	1893
45 Chris Graham	1408	45 Roy Calnan	1791	45 Roy Calnan	1657	45 A. Goddard	1859
46 Adrian Laurie	1296	46 Adrian Laurie	1342	46 Vic Pember	1391	46 H. Brokensha	1548
47 Peter S H White	1200	47 H. Brokensha	1199	47 H. Brokensha	1289	47 Cliff Fiddes	1424
48 Huw Brokensha	1184	48 Chris Graham	1063	48 Adrian Laurie	485		
49 Ian Avery	1078						

1992/93 L.S.F. Executive (Victoria/Tasmania)

President	Max Kroger	Vice President	Rob Benton
General Officer	Max Haysom	General Officer	Chris Barrenger (Tas.)

Postal Comp No. 1 – July/August 1992/93

2 Minute & Spot Landing

			Total	Norm
1	Mike Sampson	NSW	980	1000
2	John Berry	VIC	960	980
3	Ray Pike	VIC	955	974
4	David Foote	VIC	940	959
5	Mal Pring	SA	880	898
6	Peter W White	VIC	870	888
7	Rob Benton	VIC	835	852
8	Eddie Smith	SA	750	765
9	Gary Payne	NSW	740	755
10	Geoff Hungerford	NSW	735	750
11	John Lynch	NSW	660	673
12	Adrian Coggins	QLD	510	520
13	Andrew Benton	VIC	440	449
14	Ron Smith	VIC	365	372
15	Phil Benton	VIC	100	102

Postal Competition No. 2 1992-93 (October)

2, 4, 6, 8, 10 Precision Duration & Landing

			2min	4min	6min	8min	10min	Total	Norm.
	Max Totals		**280**	**340**	**460**	**580**	**700**	**2360**	
1	John Lynch	NSW	213	339	451	564	697	2264	1000
2	Peter W White	NSW	212	338	445	569	699	2263	1000
3	Rob Benton	VIC	198	336	454	551	699	2238	989
4	David Foote	VIC	218	336	386	567	691	2198	971

5	Mike Sampson	NSW	179	268	450	575	687	2159	954
6	Geoff Hungerford	NSW	106	316	432	535	681	2070	914
7	Paul Bedford	NSW	45	327	438	435	666	1911	844
8	Ray Pike	VIC	198	227	321	458	684	1888	834
9	Peter Mather	VIC	190	302	359	405	584	1840	813

Postal Competition No. 3 – 1992/93 (February)

X-Country – Straight line (Only 2 entrants)

1	Rob Benton	VIC	2841	1000
2	P W White	VIC	2538	650

Postal Comp No. 4 – 1992/93 April/May

8 in 11 Duration & Spot Landing

(Result not known)

Postal Competition – 1992/93 – Final Results

(Results NOT known)

16th L.S.F. Tournament, 12 – 14 June 1993

Jerilderie

(Task A Thermal, 8 in 11 – 10 Rounds – 1 Dropped)

1. Peter Abell	8967	23. Marcus Stent	7292	45.	Steve Garlick	5779
2. Graham Garner	8747	24. Cameron Dyson	7144	46.	Vic Pember	5655
3. Alan Mayhew	8668	25. John Haren	7144	47.	Eddie Smith	5617
4. Rob Benton	8529	26. Michael Fiddes	7005	48.	Alfred Pye	5616
5. Scott Lennon	8522	27. Ron Squires	6968	49.	Warren Lewis	5604
6. David Hobby	8487	28. Chris Barrenger	6935	50.	Carl Strautins	5588
7. Phil Bird	8392	29. Colin Collyer	6890	51.	Ian Avery	5278
8. Max Kroger	8248	30. Lane Horsey	6756	52.	Brett Manning	5176
9. Mike O'Reilly	8204	31. Des Bayliss	6724	53.	Peter E White	5078
10. Andrew Goddard	8120	32. Peter W. White	6682	54.	Roy Calnan	4869
11. John Skinner	8016	33. Mike Elsner	6681	55.	Dick Mason	4636
12. Matthew Wood	7942	34. Glyn Brokensha	6596	56.	Craig McCartney	4359
13. Simon Morris	7929	35. Jack Murphy	6500	57.	Ken Stevens	4350
14. Graham Sullivan	7881	36. Rod Watkins	6396	58.	Richard Tapp	4209
15. John Lawrey	7859	37. Charles Smith	6382	59.	Jim McDougall	4172
16. Cliff Fiddes	7759	38. John Lynch	6359	60.	Philip Benton	4109
17. Don Costelloe	7668	39. Terry Passalaqua	6291	61.	C Forsterknight	3679
18. Les Cleeland	7589	40. David Foote	6182	62.	T Fosterknight	2053
19. Peter Goldsmith	7542	41. Philip Barrenger	6019	63.	Adrian Laurie	809
20. Andrew Benton	7482	42. Tim Mellor	5914	64.	Ron Ericson	183
21. Trevor Keane	7388	43. Mark Doyle	5809	65.	Michael Brear	0
22. Max Haysom	7308	44. Chris Graham	5792	66.	Trent Smith	0

Best First timer — Lane Horsey — Landing Points Champion — Graham Sullivan

Airborne Best Flight Trophy — Les Cleeland — Contest Director — Max Kroger/Nerida Ashby

1993/94 L.S.F. Executive (New South Wales)

President	Peter Abell	Vice President	Brett Redman
General Officer	Andrew Goddard	General Officer	Don Costelloe

Again the Tournament scoring is broken up into 3 separate events, and the way it works is that you have the option of using your result for the whole contest, OR, using any of the three sub contests, BUT NOT BOTH!!

	Rds 1-3		Rds 4-6		Rds 7-9
1. Peter Abell	3000	1. Peter Abell	3000	1. Graham Garner	3000
2. Scott Lennon	2989	2. Alan Mayhew	2991	2. John Skinner	3000
3. Simon Morris	2948	3. Max Kroger	2945	3. Alan Mayhew	2897
4. David Hobby	2899	4. Rob Benton	2864	4. Peter Abell	2885
5. Graham Sullivan	2831	5. Andrew Goddard	2809	5. David Hobby	2843
6. Mike O'Reilly	2813	6. Michael Fiddes	2773	6. John Lawrey	2838
7. Graham Garner	2804	7. David Hobby	2745	7. Scott Lennon	2818
8. Andrew Benton	2710	8. Cameron Dyson	2708	8. Phil Bird	2784
8. Phil Bird	2690	9. Graham Garner	2702	9. Matthew Wood	2784
10. Matthew Wood	2874	10. Don Costelloe	2690	10. Peter Goldsmith	2780
11. Cliff Fiddes	2643	11. John Lawrey	2659	11. Trevor Keane	2767
12. Don Costelloe	2625	12. Graham Sullivan	2592	12. Cliff Fiddes	2716
13. Alan Mayhew	2517	13. Les Cleeland	2557	13. Michael Fiddes	2709
14. John Haren	2459	14. Phil Bird	2533	14. Max Kroger	2691
15. Mike Elsner	2449	15. Lane Horsey	2530	15. Rob Benton	2673
16. Vic Pember	2447	16. Matthew Wood	2484	16. Mike O'Reilly	2669
17. John skinner	2441	17. John Skinner	2445	17. Max Haysom	2649
18. Glyn Brokensha	2379	18. Scott Lennon	2435	18. David Foote	2643
19. Andrew Goddard	2378	19. Mike O'Reilly	2421	19. Alfred Pye	2643
20. Max Haysom	2342	20. Cliff Fiddes	2400	20. Marcus Stent	2592
21. John Lawrey	2192	21. Peter Goldsmith	2395	21. Andrew Goddard	2569
22. Cameron Dyson	2175	22. Jack Murphy	2387	22. John Lynch	2510
23. Chris Barrenger	2168	23. Mark Doyle	2384	23. Steve Garlick	2506
24. Trevor Keane	2165	24. Phillip Barrenger	2371	24. Chris Barrenger	2503
25. Charles Smith	2117	25. Col Collyer	2364	25. Les Cleeland	2475
26. Lane Horsey	2116	26. John Haren	2348	26. Graham Sullivan	2458
27. Les Cleeland	2085	27. Andrew Benton	2347	27. Andrew Benton	2424
28. Col Collyer	2039	28. Brett Manning	2321	28. Jack Murphy	2402
29. Marcus Stent	2037	29. Simon Morris	2288	29. Peter W White	2399
30. Des Bayliss	2003	30. Peter E White	2254	30. Ron Squires	2377
31. Rob Benton	1993	31. John Lynch	2251	31. Brett Manning	2377
32. Peter W White	1970	32. Rod Watkins	2240	32. Rod Watkins	2371
33. Tim Mellor	1966	33. Eddie Smith	2215	33. Col Collyer	2298
34. Terry Passalaqua	1926	34. Steve Garlick	2211	34. Warren Lewis	2298
35. Peter Goldsmith	1922	35. Ron Squires	2184	35. Simon Morris	2291
36. Max Kroger	1908	36. Chris Barrenger	2150	36. Peter E White	2253
37. Ron Squires	1864	37. Terry Passalaqua	2114	37. Don Costello	2247
38. Ian Avery	1690	38. Des Bayliss	2059	38. Charles Smith	2202
39. Carl Strautins	1646	39. Chris Graham	2036	39. Eddie Smith	2200
40. Chris Graham	1553	40. Warren Lewis	2029	40. Glyn Brokensha	2192
41. Rod Watkins	1351	41. Glyn Brokensha	2025	41. Craig McCartney	2154
42. Jack Murphy	1314	42. Charles Smith	1997	42. Des Bayliss	2156
43. Dick Mason	1278	43. Jim McDougal	1992	43. Tim Mellor	2149
44. David Foote	1133	44. Trevor Keane	1983	44. Phillip Benton	2136
45. Mark Doyle	1043	45. Alfred Pye	1974	45. Mike Elsner	2097
46. Phillip Barrenger	1027	46. David Foote	1957	46. Phillip Barrenger	2081
47. Roy Calnan	993	47. Peter W White	1938	47. Lane Horsey	2048
48. John Lynch	915	48. Carl Strautins	1824	48. John Haren	2004
49. Warren Lewis	805	49. Mike Elsner	1811	49. Terry Passalaqua	1981
50. Michael Fiddes	667	50. Marcus Stent	17899	50. Richard Tapp	1944
51. Eddie Smith	535	51. Ken Stevens	1681	51. Cameron Dyson	1925

52. Adrian Laurie	413	52. Roy Calnan	1674	52. Chris Graham	1914
53. Richard Tapp	355	53. Ian Avery	1645	53. Ken Stevens	1909
54. Steve Garlick	293	54. Richard Tapp	1573	54. Mark Doyle	1898
55. Clint Fosterknight	185	55. Max Haysom	1557	55. Carl Strautins	1897
56. Ron Ericson	183	56. Dick Mason	1554	56. Dick Mason	1695
57. Ken Stevens	141	57. Phillip Benton	1491	57. Clint Fosterknight	1653
58. Craig McCartney	104	58. Craig McCartney	1460	58. Vic Pember	1597
59. Jim McDougal	7	59. Clint Fosterknight	1218	59. Roy Calnan	1588
		60. Vic Pember	1005	60. Ian Avery	1502
		61. Tim Mellor	936	61. Jim McDougal	1416
		62. Ted Fosterknight	401	62. Ted Fosterknight	1191
		63. Adrian Laurie	396		

Postal Comp No. 1 – August 1993/94

2 Minute Thermal & Spot Landing

Carl Strautins	2143	1000	Barry Hill	1828	853
Scott Lennon	2141	999	David Lacy	1727	806
Mike Sampson	2127	993	Gil Carruthers	1645	768
Don Costelloe	2100	980	Terry Passalaqua	1633	762
David Foote	2085	973	Steve Garlick	1565	730
John Tidey	2054	958	Alan Flack	1528	713
Craig Macartney	2031	948	Paul Neville	1516	707
Rob Benton	2004	935	Colin Durrance	1504	702
Peter Abell	1998	932	Neil Molloy	1088	508
Peter White	1992	930	Paul Allen	940	439
Paul Bedford	1989	928	Craig Harrison	714	333
Colin Kahn	1965	917	Peter Hart	625	292
John Lynch	1960	915	Norm Ripp	426	199
Brett Redman	1903	888			

Postal Comp No. 2 – November 1993/94

Mystery Thermal (Less than 10 minutes)

	Scaled Score	Adjust. Score		Scaled Score	Adjust. Score
Scott Lennon	1309	1000	Peter Abell	1041	795
Alan Flack	1294	989	Don Costelloe	982	750
Philip Benton	1154	882	Des Bayliss	919	702
Carl Strautins	1117	853	Terry Passalaqua	912	697
Geoff Hungerford	1086	830	Paul Bedford	909	694
John Tidey	1079	824	Robert J Benton	903	690
Peter W White	1075	821	David Lacy	801	612
Les Ross	1074	820	Paul Neville	737	563
Mike Sampson	1056	807	Colin Durrance	729	557

Postal Comp No. 3 – 1993/94 February

2, 4, 6, 8, 10, Duration & Spot Landing

	Raw Score	Corr. Score		Raw Score	Corr. Score
1. Scott Lennon	2247	1000	10. Carl Strautins	1969	876
2. Peter Abell	2230	992	11. Paul Allen	1947	866
3. Rob Benton	2208	983	12. Andrew Garth	1917	853
4. Mike Sampson	2179	970	13. Terry Passalaqua	1774	789
5. Les Ross	2156	960	14. Peter W White	1766	786

6. Philip Benton	2114	941	15. Rob Garth	1612	717
7. Bruce Knight	2057	915	16. John Tidey	1221	543
8. Des Bayliss	2039	907	17. Charlie Smith	1192	530
9. Phil Bird	2010	895			

Postal Comp No. 4 – 1993/94 May

8 in 11 Duration

	Rd1	Rd2	Rd3	Rd4	Total	Adj.
A Goddard	991	979	937	979	3886	1000
L Ross	1000	905	993	831	3729	960
P Bird	866	950	942	952	3710	955
S Lennon	995	853	778	1000	3626	933
M Kroger	998	769	983	815	3565	917
R Benton	703	1000	1000	759	3462	891
P Benton	864	726	951	790	3331	857
T Passalaqua	931	875	723	713	3242	834
P Mather	678	700	967	868	3213	827
D Bayliss	998	726	728	727	3179	818

1993/94 Postal Contest – Final Results

1. Scott Lennon	2999	David Foote	973
2. Rob Benton	2809	C MacCartney	948
3. Mike Sampson	2770	Max Kroger	917
4. L Ross	2740	Colin Kahn	917
5. Carl Strautins	2729	B Knight	91`5
6. Peter Abell	2719	J Lynch	915
7. Philip Benton	2708	Brett Redman	888
8. Peter W White	2537	B Hill	853
9. Des Bayliss	2427	A Garth	853
10. Terry Passalaqua	2385	Geoff Hungerford	830
11. John Tidey	2325	Peter Mather	827
12. Phil Bird	1850	G Carruthers	768
13. Don Costelloe	1730	Steve Garlick	730
14. Alan Flack	1702	R Garth	717
15. P Bedford	1622	C Smith	530
16. David Lacy	1418	N Molloy	508
17. Paul Allen	1305	G Harrison	333
18. P Neville	1270	P Hart	292
19. Col Durrance	1259	Norm Ripp	199
20. Andrew Goddard	1000		

17th L.S.F. Annual Tournament, 11-13 June 1994
Jerilderie

(Task A Thermal, 8 in 11 – 46 Entrants – 14 rounds flown, drop 1 – C.D. Peter Abell)

1. Max Kroger	12737	17. Simon Morris	11397	33. Graham Johnston	10021
2. Rob Benton	12679	18. Gerry Carter	11361	34. Vic Pember	9963
3. Alan Mayhew	12483	19. Peter White	11320	35. Eddie Smith	9881
4. Mike O'Reilly	12440	20. Charlie Smith	11260	36. Carl Strautins(Jnr)	9663
5. Graham Garner	12346	21. Max Haysom	11234	37. Roy Calnan	9298
6. John Lawrey	12289	22. Max Newcombe	11143	38. Mark Thomas	9131
7. Brett Redman	12289	23. Brett Watts	11042	39. Jack Murphy	8980
8. Mal Pring	12197	24. Glyn Brokensha	11021	40. Ian Avery	8950

9. Mark Doyle	12061	25. Andrew Goddard	10850	41. Charlie Doyle	8885
10 Alan Gissing	11962	26. Trevor Keane	10792	42. Warren Lewis	8530
11 Cameron Dyson	11890	27. Richard Tapp	10766	43. Dick Mason	7830
12. Phil Bird	11799	28. Jim McDougall	10542	44. Ted Foster-Knight	7584
13. Tim Mellor	11717	29. Rod Watkins	10526	45. C Foster-Knight(Jnr)	6590
14. Les Cleeland	11594	30. Mike Elsner	10424	46. Guy Brand	6079
15. Chris Graham(Jnr)	11568	31.=Josef Rufernacht	10123		
16. Philip Benton(Jnr)	11410	31. =Don Costelloe	10123		

Airborne Trophy Graham Garner

Spot Landing: 1. Alan Mayhew 2. Carl Strautins(Jnr.) 3. Rob Benton

Best Junior Chris Graham Tournament of Champions Rob Benton

Additional 'Skins' Awards were made on a round by round basis:-

Eddie Smith, timekeeper for Mal Pring's perfect flight,

Ian Avery for a novel score of 6.06 in 6.

Mystery landing of 10M. Jackpotted (no winner),

Les Cleeland 'Concourse' as selected by Lion Club President

Don Costello for shortest scoring flight of round, 3.03 and 4.57 short of target,

Dick Mason for Mystery landing of 11M,

Best score by a 2M model (no takers),

Guy Brand & Graham Johnson received an award each for being at their first ever contest!!!

Gerry Carter for being closest to the posted Mystery score of 666, yes, the devil's number.

1994/95 L.S.F. Executive (New South Wales)

President	Peter Abell	Vice President	Brett Redman
General Officer	Andrew Goddard	General Officer	Don Costelloe

Postal Comp No. 1 – September1994/95

2 Minute Duration & Spot Landing (10 rounds)

Peter W White	1000	Terry Passalaqua	880
Rob Benton	987	Chris Penglase	781
Peter Orchard	968	Mark Thomas	750
John Tidey	963	Brett Manning	689
Cameron Dyson	957	Peter Hart	638
Peter Mather	956	Reg Goudge	280
Darrel Blow	925		

Postal Comp No. 2 – December 1994/95

F3J Rules (4 rounds)

						Total	Adj.
Peter Abell	668	652	622	668	678	3288	1000
Rob Benton	610	675	668	495	500	2948	897
Charles Smith	615	629	639	402	659	2944	895
Brett Redman	560	397	657	645	673	2932	892
Chris Penglase	515	565	650	547	612	2889	879
Andrew Benton	663	577	669	665	225	2799	851
Eddie Smith	638	653	575	657	149	2672	813
Peter W White	449	234	383	669	663	2398	729
Philip Benton	635	109	550	286	654	2234	679
Mal Pring	661	353	417	669	42	2142	652
John Tidey	430	283	541	571	163	1988	605
Terry Passalaqua	534	560	205	415	119	1833	558
Don Costelloe	419	-	-	-	-	419	127

Postal Comp No. 3 – 1994/95 February

2, 4, 6, 8, 10 Duration

1. Rob Benton	1000	5. Peter Abell	913
2. Peter W White	998	6. Chris Penglase	809
3. Darrel Blow	992	7. Terry Passalaqua	614
4. Phil Bird	953		

Postal Comp No. 4 – 1994/95 May

8 in 11 Duration (4 rounds)

1 Graham Garner	1000	10 Peter Abell	823
2 Peter W White	995	11 Kerryn Pike	812
3 Rob Benton	963	12 Peter Mather	810
4 Ray Pike	923	13 Grant Rivett	720
5 Phil Bird	922	14 Les Ross	716
6 Mike Elsner	909	15 Jack Murphy	715
7 Terry Passalaqua	898	16 Paul Allen	653
8 David Foote	881	17 Guy Brand	471
9 Chris Penglase	843		

FINAL RESULTS POSTAL SERIES 1994/95(Best 3 of 4 Competitions)

1. Peter W White	2993	12. Cameron Dyson	957	23. Les Ross	716
2. Rob Benton	2950	13. Ray Pike	923	24. Jack Murphy	715
3. Peter Abell	2736	14. Mike Elsner	909	25. Brett Manning	689
4.Chris Penglase	2531	15. Charles Smith	895	26. Philip Benton	679
5. Terry Passalaqua	2392	16. Brett Redman	892	27. Paul Allen	653
6. Darrel Blow	1917	17. David Foote	881	28. Mal Pring	652
7. Phil Bird	1875	18. Andrew Benton	851	29. Peter Hart	638
8. Peter Mather	1766	19. Eddie Smith	813	30. Guy Brand	471
9. John Tidey	1568	20. Kerryn Pike	812	31. Reg Goudge	280
10. Graham Garner	1000	21. Mark Thomas	750	32. Don Costelloe	127
11. Peter Orchard	968	22. Grant Rivett	720		

18th L.S.F Annual Tournament, 10-12 June 1995

Jerilderie (62 Contestants)

(Thermal Task A, 8 in 11)

Contest Director – Andrew Goddard

1. Peter Abell	6897	22. Max Kroger	5788	43. Jim McDougall	3900
2. Rob Benton	6830	23. Graham Johnson	5783	44. Dave Jones	3654
3. Graham Garner	6718	24. Brett Redman	5654	45. Alan Gissing	3491
4. Alan Mayhew	6680	25. Mike Elsner	5644	46. Ian Avery	3307
5. Mark Doyle	6663	26. John Haren	5477	47. Charles Doyle	3067
6. Scott Lennon	6637	27. Phillip Benton	5439	48. Ted Forster-Knight	2993
7. Rod Watkins	6527	28. Jack Murphy	5434	49. Chris Penglasse	2982
8. Phil Bird	6477	29. Chris Graham	5335	50. Dick Mason	2797
9. Mark Withers	6443	30. Peter E White	5177	51. Grant Lewis	2588
10. Cameron Dyson	6390	31. Don Costelloe	5106	52. Robin Klau	2575
11. Michael Fiddes	6355	32. Russell Thompson	5054	53. Warren Lewis	2539
12. PeterWhite	6322	33. Terry Passalaqua	5004	54. Andrew Goddard	1926
13. Max Haysom	6314	34. Max Newcombe	4992	55. Forster-Knight Clint	1781
14. Les Cleeland	6224	35. Eddie Smith	4990	56. Richard Tapp	1753
15. Simon Morris	6215	36. Tim Mellor	4839	57. And. MacDonald	1708
16. Carl Strautins	6211	37. Mal Pring	4680	58. Norm Ripp	1592

17. Gerry Carter	6147	38. Tom Dupuche	4636	59. Vic Pember	1309
18. Mike O'Reilly	6081	39. John Stapleton	4701	60. Richard Parker	1053
19. Charles Smith	6002	40. Guy Brand	4246	62. Watson	0
20. Marcus Stent	5852	41. Roy Calnan	4164	62. R Murray	0
21. Glyn Brokenshea	5803	42. Ian Barton	3923		

Landing Comp.:	1. Mike O'Reilly	2. Cameron Dyson	3. Rob Benton
Best Junior	Carl Strautins	Perfect Flight	Rob Benton
Best First Timer	Mark Withers		

Champion of Champions Fly Off

The Format: 20 Minutes flight time — 25 Minutes working time
8 Minute maximum flight time — 3 Flights only
FAI Spot landing on final flight — 1 Point per second up to 20 min.
Deduct 1 point per second over 20 min.

The Contestants & Results:

Max Kroger	19.57	inside 1	1000 points
Rob Benton	20.05	inside 1	998
Phil Bird	20.09	inside 1	995
Eddie Smith	20.11	inside 6	974
Mike O'Reilly	19.16	no spot	891
Peter Abell	17.15	inside 2	867

Models flown:- Peter Abell/LB 5M, Rob Benton/Crucify, Graham Garner/Swift, Alan Mayhew/Tangent, Mark Doyle/Comp. Calypso, Scott Lennon/Its(Ugly), Rod Watkins/Eclipse-Zerox, Phil Bird/LBT 8000, Mark Withers/Comp. Calypso, Cameron Dyson/Eclipse, Gerry Carter/Ellipse 1, Charlie Smith/Maverick, also B.O.T., Stepp3's, Stepp Upp.

1995/96 L.S.F. Executive (New South Wales)

President	Peter Abell	Vice President	Brett Redman
Secretary	Andrew Goddard	General Officer	Don Costelloe

Postal Comp No. 1 – September 1995/96

20 in 25, 3 Flights (1 round)

	Accum. Time	Time Sec.	Landing Points	Score	Normalised Score
1. Alan Mayhew	19:59	1199	100	1299	1000
2. Ray Pike	20:02	1198	100	1298	999
3. Phil Bird	19:48	1188	90	1278	984
4. Barry Bourke	20:15	1185	80	1265	974
5. Gerry Carter	19:48	1188	75	1263	973
6. Brett Redman	20:00	1200	55	1255	966
7. Klaus Metzger	19:00	1140	60	1200	924
8. Jim McDougall	19:03	1143	0	1143	880
9. Richard Weil	21:54	1086	55	1141	878
10. Kerryn Pike	18:53	1133	0	1133	872
11. Peter Abell	17:03	1023	100	1123	865
12. Paul Allen	16:11	961	100	1061	816
13. John Tidey	16:09	959	80	1039	800
14. Frank Natoli	15:29	929	90	1019	784
15. Andrew Goddard	15:03	903	80	983	757
16. Peter Mather	15:32	932	40	972	748
17. Geoff Hungerford	14:28	868	55	923	711
18. Don Costelloe	13:39	819	95	914	704

19. Les Ross	11:55	715	90	805	620
20. Grant Rivett	16:48	1008	0	776	597
21. Roy Calnan	11:10	670	95	765	589
22. Russell Nash	10:10	610	0	610	470

Postal Comp No. 2 – December 1995/96

2 Minute & Spot Landing (10 rounds)

	R1	R2	R3	R4	R5	R6	R7	R8	R9	R10	Total	Norm.
1. Darrel Blow	195	193	220	203	218	217	205	204	215	209	2079	1000
2. Peter Mather	211	213	203	208	209	213	198	208	214	170	2047	985
3. Rob Benton	119	208	215	217	205	208	214	219	215	205	2025	974
4. Andrew Goddard	195	192	194	204	197	210	167	209	211	197	1976	950
5. Don Costelloe	195	181	195	206	195	205	198	217	172	205	1969	947
6. Jim McDougal	197	208	211	193	211	109	212	192	192	220	1945	936
7. John Tidey	214	214	208	185	200	187	188	189	151	195	1931	929
8. KlausMetzger	194	165	183	188	213	169	173	183	186	193	1846	888
9. Klaus Weiss	175	182	190	190	149	185	173	211	162	217	1834	882
10. Philip Benton	208	191	209	187	116	98	212	200	198	208	1827	879
11. Michael Mather	191	160	170	194	204	189	156	151	181	194	1790	861
12. Terry Passalaqua	205	198	162	211	207	164	115	199	171	155	1787	860
13. Barry Bourke	114	197	193	194	186	204	214	210	116	147	1775	854
14. Graham Roberts	118	185	213	170	202	202	205	141	216	118	1770	851
15. Ian Roach	208	175	205	188	73	191	184	157	191	189	1761	847
16. Roy Calnan	196	103	141	209	198	190	207	114	183	181	1722	828
17. Russel Nash	210	90	115	140	190	183	186	197	108	198	1617	778
18. Les Ross	184	184	116	182	120	119	118	184	208	116	1531	736
19. Peter Abell	178	211	0	72	72	204	178	177	164	214	1470	707
20. Frank Natoli	100	143	105	172	113	142	100	134	110	90	1209	581
21. Max Kroger	209	184	183	196	208	210	-	-	-	-	1190	572

Postal Comp No. 3 – 1995/96 February

2, 4, 6, 8, 10 Minute Duration & Spot Landing

((Result not known)

Postal Comp No. 4 – 1995/96 August

8 in 11 Duration & Spot Landing (4 rounds)

(Result not known)

Postal Competition 1995/96 – Final Results

(NOT Known)

19th L.S.F. Annual Soaring Tournament , 4-8 April 1996 (Easter)

Jerilderie

Sanyo Soaring Symposium – Nic Wright & Daryl Perkins visit

Contest Director Nerida Ashby

F3B Results

	Rnd 1			Rnd 2			Rnd 3			
	Spd	Dur.	Dist.	Spd	Dist	Dur.	Spd	Dist.	Dur.	Total
1. Daryl Perkins	996	1000	1000	943	1000	1000	1000	1000	993	8932
2. Nic Wright	1000	990	1000	1000	1000	968	884	1000	1000	8842
3. Peter Abell	847	1000	1000	549	857	988	810	1000	1000	8051
4. Evan Bengston	780	639	1000	771	1000	981	818	800	994	7783
5. Andrew Goddard	732	1000	1000	602	894	1000	491	1000	1000	7719
6. Mike O'Reilly	641	994	556	667	933	782	785	1000	990	7348
7. Mark Doyle	481	979	611	583	1000	855	830	1000	994	7333

8. Gerry Carter	654	1000	1000	596	850	861	765	750	830	7308
9. Tim Mellor	624	967	615	677	1000	1000	679	700	986	7248
10. Phil Bird	642	971	1000	661	1000	836	0	1000	1000	7110
11. Marcus Stent	683	981	857	493	1000	996	652	500	909	7071
12. Alan Mayhew	547	935	714	651	789	972	696	500	1000	6806
13. Rod Watkins	524	946	731	620	1000	1000	393	714	753	6681
14. Klaus Mittendorff	373	998	750	424	73	990	618	813	839	6578
15. Carl Strautins(Jnr)	609	996	500	662	1000	896	0	667	875	6207
16. Charles Smith	346	1000	1000	0	944	1000	573	500	795	6158
17. Brett Redman	574	996	333	551	667	979	0	1000	1000	6100
18. Mike Elsner	429	982	500	0	909	882	438	1000	884	6024
19. Brad Harris	352	1000	875	438	609	970	0	722	732	5698
20. Simon Morris	557	785	818	525	833	930	0	317	914	5679
21. Chris Graham(Jnr)	471	979	333	537	357	697	501	833	618	5326
22. Tom Dupuche(Jnr)	352	814	545	381	333	1000	0	668	921	5014
23. Barry Hilzinger	328	658	500	423	867	750	0	700	730	4956
24. Les Cleeland	427	726	400	474	696	676	0	1000	538	4937
25. Trevor Broadbent	487	790	538	0	632	770	0	776	761	4756
26. John Kinlay	455	761	375	0	682	842	0	750	645	4510
27. Max Kroger	514	1000	1000	377	833	673	0	0	0	4397
28. Mark Withers	583	982	917	593	750	0	0	0	0	3825
29. Don Costelloe	439	1000	500	490	400	969	0	0	0	3798
30. John Haren	554	808	0	0	667	0	0	0	0	3029
31. Scott Lennon	0	0	0	674	944	923	0	0	0	2541
32. Tim Whitford	791	591	200	0	0	0	0	0	0	791

Thermal Results

1. Nic Wright	1000	1000	1000	1000	1000	5000
2. Graham Garner	1000	1000	990	1000	1000	4990
3. Mark Withers	997	1000	1000	990	1000	4963
4. Max Kroger	978	971	1000	1000	962	4911
5. Andrew Goddard	998	1000	993	1000	866	4857
6. Tim Mellor	1000	1000	1000	829	1000	4829
7. Cameron Dyson	1000	909	890	1000	1000	4799
8. Ian Barton	977	1000	714	946	998	4635
9. Mike Elsner	858	1000	948	1000	787	4593
10. Phil Bird	988	991	723	867	986	4555
11. Alan Mayhew	988	827	1000	739	1000	4554
12. Peter Abell	997	997	981	674	783	4432
13. Mark Doyle	1000	972	848	826	766	4412
14. Les Cleeland	998	816	736	868	980	4398
15. John Stapleton	976	502	965	911	1000	4354
16. Rod Watkins	820	940	1000	943	648	4351
17. Marcus Stent	995	967	682	660	1000	4304
18. Grant Lewis	986	868	892	869	643	4258
19. Mike O'Reilly	803	923	1000	533	996	4255
20. Brett Redman	825	900	977	758	794	4254
21. Roy Calnan	986	957	879	657	766	4245
22. Bob Watson	1000	747	830	832	830	4239
23. Simon Morris	1000	1000	664	864	688	4216
24. Russel Thompson	941	535	850	941	872	4139
25. Bruce Kerl	876	758	941	977	570	4122
26. Brunoro Daniel (Jnr)	738	803	964	869	720	4094
27. Jack Murphy	822	674	710	1000	881	4087
28. Chris Graham (Jnr)	986	913	586	861	712	4056

29. Tom Dupuche (Jnr)	976	719	886	1000	466	4047
30. Gerry Carter	1000	795	871	787	591	4044
31. Eddie Smith	958	651	1000	588	831	4028
32. Trevor Keane	1000	805	694	940	579	4018
33. Don Costelloe	952	814	650	960	586	3962
34. Brad Harris	934	714	786	667	819	3920
35. Terry Passalaqua	995	771	990	611	495	3862
36. Alan Withers	772	882	653	973	487	3767
37. Carl Strautins (Jnr)	948	697	725	1000	378	3748
38. John Haren	988	528	937	808	471	3732
39. John Weil (Jnr)	696	925	813	768	419	3639
40. Dave Jones	988	667	972	0	935	3562
41. Russell Lehmann	817	580	979	476	709	3561
42. Max Stone	676	744	784	555	689	3448
43. Michael Heywood (Jnr)	618	789	557	714	553	3231
44. Warren Lewis	496	884	652	522	630	3184
45. Richard Weil	850	793	455	629	441	3168
46. Ian Avery	520	555	617	847	537	3076
47. Scott Lennon	0	0	983	968	1000	2951
48. Phil Giles	722	395	726	472	589	2904
49. Geoff Flood	483	642	660	455	595	2835
50. Jim McDougall	884	538	0	598	737	2757
51. Gavin David Bowden	911	534	471	665	0	2581
52. Klaus Mittendorff	0	0	1000	564	979	2543
53. Clinton Forster-Knight (Jnr)	323	663	481	557	480	2504
54. Ted Forster-Knight	665	306	533	647	345	2496
55. Guy Brand	0	0	832	984	603	2419
56. Andrew McDonald	0	0	886	660	775	2321
57. Evan Bengston	0	0	645	526	1000	2171
58. Don Berry	230	396	810	84	418	1938
59. Graham Norman	0	0	499	259	628	1386
60. Wayne Bradwell	646	631	0	0	0	1277
61. Barry Hilzinger	0	0	832	440	0	1272
62. Peter Wallwork	0	0	0	0	0	0

LSF Grand Champion Nic Wright (UK)
Best placed Junior – Daniel Brunoro Perfect Flight Fly-off – Nic Wright
Landing Competition – Mark Withers & Graham Garner
* A Scale competition, (static and flying) as well as a (past) Champions Fly-off was also scheduled as part of this Tournament, however, if they were held no results are known.
The weekend also included a lecture night by Martin Simons.

1996/97 L.S.F. Executive (South Australia)
(Celebrating 20 years of activity in Australia)

President Mike O'Reilly Vice President Simon Morris
Secretary Simon Morris

LSF Newsletter No. 2 of 1997/8 and Aspectivity 296/December 1997 both reflect the passing of Bill Millgate (Newcastle). Bill as a local Bank Manager at Jerilderie and also an active member of the LSF and its first President, was instrumental in establishing the L.S.F. Tournament at Jerilderie.

Postal Competition No. 1 – 1996/97 November
(3 Flights for 20 Minutes, Spot Landing last flight)
(NO entries – declared null & void, or start again!)

Postal Comp No. 1 – 1996/97 February
2, 4, 6, 8, 10 Duration & Spot Landing
(Result not known)

Postal Comp No. 2 – 1996/97 May
8 in 11 Duration & Spot Landing (4 rounds)
(Result not known)

Postal Competition 1996/97 – Final Results
(NOT Known)

20th L.S.F. Annual Tournament, 7-9 June 1997
Jerilderie

	Total Score	Final Score		Total Score	Final Score
1. Alan Mayhew	13706	11958	33. Chris Carpenter	11659	10507
2. Mark Withers	13410	11927	34. Mal Pring	11573	10314
3. Max Kroger	13659	11923	35. John Skinner	11389	10219
4. Greg Voak	13398	11901	36. Richard Tapp	11342	10082
5. Graham Roberts	13641	11858	37. Joe Rufenacht	11276	9987
6. Mark Doyle	13199	11794	38. Steve Keep	10985	9935
7. Des Bayliss	13286	11731	39. Bill Pettigrew	10551	9790
8. Tim Mellor	12545	11722	40. Bill Baldwin	10780	9737
9. Rob Benton	12889	11637	41. Jack Murphy	10097	9666
10. Scott Lennon	12391	11599	42. Don Berry	10433	9488
11. Grant Lewis	13071	11494	43. Rick Harris	10430	9417
12. Chris Graham Jnr	12192	11401	44. Alex Berkuta	10466	9317
13. Gerry Carter	12752	11396	45. Peter White	10075	9309
14. Mike O'Reilly	12713	11276	46. Bob Watson	10018	8986
15. Graham Norman	12451	11252	47. Guy Brand	9776	8867
16. Bruce Kerl	12415	11150	48. Don Costelloe	9870	8824
17. Ian Barton	12291	11149	49. Bruce Nye	8823	8823
18. Rod Watkins	12418	11106	50. Terry Passalaqua	9551	8704
19. Carl Strautins	12336	11033	51. Roy Calnan	9579	8614
20. Marcus Stent	12329	11001	52. Mathew Brand	9133	8381
21. Simon Morris	12431	10993	53. C Foster-Knight JNR	8937	8136
22. Eddie Smith	12286	10980	54. Bill Millgate	8823	8096
23. Graham Garner	12384	10929	55. Gavin Bowden	8809	8025
24. Andrew Goddard	12390	10913	56. Wayne Bradwell	7864	7864
25. Klaus Metzger	12332	10902	57. John Quigley	8167	7742
26. Graham Johnson	12058	10884	58. Warren Lewis	7689	7689
27. Harold Stevenson	11528	10862	59. Ian Avery	7985	7461
28. Dave Jones	12339	10827	60. Tim Nolan	7370	7370
29. John Stapleton	12205	10788	61. Brad Harris	7316	7316
30. Jim McDougall	11907	10718	62. T Foster-Knight	7371	7103
31. Max Newcombe	11240	10616	63. John Haren	6342	6342
32. Daniel Brunoro Jnr	11524	10580	64. Margaret Pettigrew	6715	6237

Landing Comp. 1. Alan Mayhew 2. Max Kroger 3. Des Bayliss
Winner "Perfect Flight Fly-off" Tim Mellor
Best Junior Chris Graham

1997 R/C Hand Launch Glider – (Inaugural Event)

	Round 1 Time/Score	Round 2 Time/Score	Round 3 Time/Score	Total Score
1. Brad Harris	249/1000	300/1000	373/1000	3000
2. Mal Pring	311/1000	290/1000	351/941	2941
3. Greg Voak	222/892	221/737	395/990	2618
4. Mike O'Reilly	169/679	275/948	355/890	2517
5. Don Berry	177/569	290/967	374/937	2473
6. Marcus Stent	264/849	225/750	312/836	2435
7. Steve Keep	163/524	265/914	342/917	2355
8. Bob Watson	255/820	172/573	357/895	2288
9. Rob Benton	197/633	208/693	368/922	2249
10. Eddie Smith	135/542	247/852	300/804	2198
11. Bill Baldwin	106/426	217/723	367/920	2069
12. Chris Carpenter	189/759	112/386	345/865	2010
13. Max Newcombe	80/257	176/607	291/780	1644
14. Don Costelloe	161/647	157/541	149/399	1587
15. Daniel Brunoro	132/530	0/ 0	399/1000	1530
16. Tim Nolan	105/422	113/377	285/714	1513
17. Bruce Nye	163/524	129/430	171/458	1413
18. Andrew Goddard	143/574	0/ 0	309/774	1349
19. Alex Bercuta	79/254	128/427	196/525	1206
20. Geoff Flood	216/695	0/ 0	0/ 0	695
21. Grant Lewis	146/586	0/ 0	0/ 0	586

1997/98 L.S.F. Executive (South Australia)
President – Mike O'Reilly Vice President – Simon Morris Secretary – Eddie Smith

Postal Comp No. 1 – August/September 1997/98
8 in 11 Duration & Spot Landing (4 rounds)
1. John Tidey 2. Bill Millgate 3. Terry Passalaqua

Postal Comp No. 2 – 1997/98 December/January
2, 4, 6, 8, 10 Duration & Spot Landing
(Result not known)

NO Knowledge of any further comps or Final Results for 97/98??

21st L.S.F. Annual Tournament, 6-8 June 1998
Jerilderie

Contest Director – Mike O'Reilly

		Total Score	Adj. Score			Total Score	Adj. Score
1. Carl Strautins	(E)	7687	7687	37. Jim McDougall	(A)	5202	5116
2. Mike O'Reilly	(E)	8246	7658	38. Peter White	(A)	5360	4905
3. Gerry Carter	(E)	7640	7640	39. Peter Mather	(A)	5261	4898
4. Alan Mayhew	(E)	7618	7618	40. Nick Cohen	(A)	5184	4898
5. Des Bayliss	(E)	8434	7578	41. John Stapleton	(E)	4611	4611

6. Simon Morris	(E)	8443	7575	42. Graham Norman	(E)	4471	4471
7. Scott Lennon	(E)	8228	7554	43. Ian Avery	(A)	4629	4359
8. Marcus Stent	(E)	8211	7547	44. Manny Stouppos	(A)	4355	4355
9. Rod Watkins	(E)	8109	7459	45. Bill Pettigrew	(E)	4196	4196
10. Gregg Voak	(E)	7990	7350	46. Terry Passalaqua	(A)	3957	3957
11. Andrew Goddard	(E)	8026	7316	47. Tim Nolan	(N)	3847	3847
12. Mark Doyle	(E)	8041	7306	48. Bruce Nye	(A)	3836	3836
13. Cameron Dyson	(A)	7816	7301	49. Les Cleeland	(E)	3671	3671
14. Grant Lewis	(E)	7733	7076	50. Ken McLean	(N)	3569	3569
15. Rob Benton	(E)	7617	6963	51. Mathew Brand	JNR	3471	3471
16. Chris Graham	(E)	6680	6680	52. Daniel Brunoro	(E)	3184	3184
17. Graham Garner	(E)	7164	6604	53. Margaret Pettigrew	(A)	2998	2998
18. Bruce Kerl	(E)	7004	6557	54. Tim Mellor	(E)	2890	2890
19. Brett Redman	(E)	7125	6497	55. Norm Ripp	(A)	2695	2695
20. Mal Pring	(E)	6799	6407	56. Mark Withers	(E)	2655	2655
21. Chris Carpenter	(E)	6780	6374	57. Don Berry	(A)	2527	2527
22. Phil Henderson	(A)	6684	6188	58. Brad Harris	(A)	2514	2514
23. Max Kroger	(E)	6086	6086	59. Bill Baldwin	(A)	2452	2452
24. Geoff Flood	(A)	6596	6043	60. Steff Gray	(N)	2321	2321
25. Dave Jones	(A)	6374	6021	61. Warren Lewis	(N)	2290	2290
26. Max Newcombe	(E)	6357	5996	62. Paul Ferguson	(A)	2206	2206
27. Graham Roberts	(A)	6312	5954	63. Andrew Fenech	JNR	1820	1820
28. John Skinner	(A)	5895	5895	64. Ted Forster-Knight	(N)	1430	1430
29. Jack Murphy	(A)	6305	5858	65. Bill Bland	(N)	1048	1048
30. Ian Barton	(E)	5810	5810	66. Graham Johnson	(E)	1000	1000
31. Don Costelloe	(A)	5941	5701	67. Rick Harris	(A)	978	978
32. Charles Doyle	(A)	6102	5701	68. Russell Thompson	(A)	965	965
33. Tom Dupuche	(A)	5611	5611	69. Ray Murray	(E)	784	784
34. Guy Brand	(N)	5799	5442	70. John Haren	(E)	630	630
35. Klaus Metzger	(A)	5281	5281	71. Richard Tapp	(E)	585	585
36. Roy Calnan	(A)	5428	5177	72. Joe Rufenacht	(A)	0	0

Landing Comp.	1. Scott Lennon	2. Rob Benton	3. Simon Morris
Perfect Flight-	Carl Strautins		

The picture above was taken at the 21st LSF Tournament in 1998, and provides a typical display of Trophies and 'Goodies', made available to the competitors by the many sponsors who are very generous and constant in their support of this event.

1998/99 L.S.F. Executive (Victoria)

President	Tim Mellor	Executive Officer	Gerry Carter
Secretary	David Jones		

Postal Comp No. 1 - August 1998/99

8in 11 Duration & Spot Landing (4 rounds)

Tim Mellor VIC	2297	Graham Norman VIC	1780	Gavin Bowden SA	1502
Mark Withers VIC	2215	Gerry Carter VIC	1770	Terry Hunt SA	1440
Scott Lennon ACT	2117	Tom DePuche VIC	1767	Don Berry SA	1430
Ray Murray ACT	2049	Murray Scott SA	1659	Rod Watkins VIC	1377
Mike O'Reilly SA	2036	Dave Jones VIC	1643	Geoff Jacob ACT	1257
Marcus Stent VIC	1994	Ian Barton VIC	1615	Trevor Schultz SA	1199
Grant Lewis VIC	1935	K. McLean VIC	1590	Paul Morefield SA	1150
Mal Pring SA	1929	John Stapleton SA	1584	Barry Gillies SA	450
Rob Badenoch SA	1926	Andrew Harrison SA	1580	Graham Garner VIC	420
Mark Doyle VIC	1901	Eddie Smith SA	1545		
Simon Morris SA	1853	B W. Perriam NZ	1534		

Postal Comp No. 2 - November/December 1998/99

10 in 11 Duration & Spot Landing

Mike O'Reilly	SA	2670	Mark Withers	VIC	1979
Tim Mellor	VIC	2457	Gerry Carter	VIC	1906
Ray Murray	ACT	2414	Grant Lewis	VIC	1894
Dave Jones	VIC	2330	John Rawlins	ACT	1697
Ian Barton	VIC	2238	Scott Lennon	ACT	1596
Alan Mayhew	VIC	2169	BW. Perriam	NZ	1651
Rob Badenoch	SA	2181	Charlie Doyle	VIC	1379
Rod Watkins	VIC	2111	Geoff Jacob	ACT	1428
Mark Doyle	VIC	1982			

Postal Comp No. 3 - 1998/99 March

2, 4, 6, 8, 10 Duration & Spot Landing

(Result not known)

Postal Comp No. 4 - 1998/99 April/May

8 in 11 Duration & Spot Landing

(Result not known)

Postal Competition Final Results Not Known

22nd L.S.F. Tournament, 12-14 June 1999

Jerilderie

Contest Director - Tim Mellor/Gerry Carter Task A Thermal – 8 in 11

1. Mark Doyle	3997	6. Rod Watkins	3969	11. Ian Barton	3797
2. Alan Mayhew	3990	7. Max Kroger	3881	12. Ken McLean	3751
3. Tim Mellor	3983	8. Graeme Roberts	3854	13. Phil Bird	3737
4. Graham Norman	3979	9. Carl Strautins	3810	14. Mark Withers	3662
5. Peter Abell	3974	10. Robin Badenoch	3802	15. Gerry Carter	3659

Perfect Flight- Steve Keep & Ian Barton

1999/2000 L.S.F. Executive (Victoria)

President-Tim Mellor Executive Office-Gerry Carter Secretary-Steve Keep
Newsletter---Dave Jones Level Forms -Rob Benton Postal Comp-Scott Lennon

Postal Comp No. 1 October/November 1999/2000

2, 4, 6, 8, 10 Duration & Spot Landing

1. Chris Carpenter	Tragi 603V	202	328	316575		688	2109
2. Don Berry	Pike Plus	214	329	452	568	349	1912
3. Terry Hunt	Lazer 209	301	427	200	649	1786	
4. Brian Perriam	Warlord II	170	229	452	411	495	1757
5. John Tidey	Viking 193	307	428	560	255	1743	
6. Graeme Auld	Windstar	183	293	92	553	214	1335
7. Brendan Ward	Spirit 2M	90	293	217	167	493	1260

Postal Comp No. 2 1999/2000

10 in 11 Precision Duration & Spot Landing, 4 Flights
(Result not known)

Postal Comp No. 3 1999/2000 April/May

8 in 11 Duration & Spot Landing
(Result not known)

Postal Competition Final Results 1999/2000 NOT Known

23rd L.S.F. Tournament, 10-12 June 2000
Jerilderie

(Task A – New Rules - 10 in 12)

	Rd.1	Rd.2	Rd.3	Rd.4	Rd.5	Rd.6	Rd.7	Rd.8	Rd.9	Raw/Final Sc. / Sc.
1. M Doyle	1000	1000	489	855	941	1000	1000	1000	1000	8285/7796
2. J Skinner	1000	964	818	1000	1000	1000	967	991	840	8580/7762
3. A Goddard	773	685	1000	857	1000	1000	1000	1000	965	8280/7595
4. M Kroger	1000	1000	1000	895	926	892	784	865	965	8280/7535
5. G Garner	857	994	923	1000	629	1000	949	727	990	8069/7440
6. G Norman	503	1000	980	774	854	1000	957	993	848	7909/7406
7. G Voak	971	695	838	713	991	1000	991	887	1000	8086/7391
8. B Harris	824	824	1000	1000	977	997	990	628	766	8006/7378
9. S Lennon	744	651	970	935	856	1000	825	1000	999	7980/7329
10. R Watkins	1000	1000	360	1000	774	997	1000	751	768	7650/7290
11. T Dupuche	1000	657	425	1000	991	989	874	942	825	7703/7278
12. N Chabral	955	695	855	953	708	976	1000	783	1000	7925/7320
13. A Mayhew	756	704	1000	1000	994	789	839	1000	836	7918/7214
14. B Bland	1000	761	634	1000	860	813	877	863	986	7794/7160
15. G Brand	914	1000	881	748	859	984	818	894	674	7772/7098
16. L Stockley	805	507	1000	0	1000	988	990	940	863	7093/7093
17. M Withers	791	677	1000	0	977	744	19000	885	964	7038/7038
18. J Murphy	926	586	485	890	996	714	1000	1000	884	7481/6996
19. T Mellor	0	969	722	1000	892	1000	760	728	815	6886/6886
20. S Keep	649	763	1000	814	1000	880	625	650	1000	7381/6756
21. B Rudgley	998	559	855	855	627	757	990	646	1000	7287/6728
22. P Ferguson	764	850	970	662	834	712	760	828	993	7373/6711
23. I Roach	745	980	1000	696	969	616	658	629	1000	7293/6677
24. M O'Reilly	717	1000	0	989	1000	671	996	559	712	6644/6644
25. D Blow	698	876	864	755	777	719	895	803	930	7317/6619
26. D Costello	889	530	976	787	940	794	907	504	731	7058/6554
27. G Roberts	606	556	600	720	999	639	986	1000	1000	7106/6550
28. S Morris	996	620	815	781	691	860	781	911	711	7166/6546
29. C Strautins	1000	0	899	773	672	1000	304	889	996	6533/6533

30. C Carpenter	1000	0	832	957	454	971	761	855	695	6525/6525
31. N Cohen	867	665	646	791	825	702	1000	822	850	7168/6522
32. B Nye	695	838	692	817	1000	729	711	1000	0	6482/6482
33. R Thompson	932	550	586	592	1000	988	986	688	632	6954/6404
34. M Stent	703	1000	424	649	545	988	907	546	1000	6762/6338
35. G Johnston	680	438	543	814	759	915	981	841	749	6720/6282
36. B Redman	670	645	911	867	612	580	923	658	953	6819/6239
37. R Calnan	645	435	709	670	846	984	729	713	932	6663/6228
38. V Pember	732	841	793	925	694	961	487	590	683	6706/6219
39. G Potter	782	485	694	775	974	563	956	697	727	6653/6168
40. G Carter	362	569	597	661	989	321	1000	1000	989	6488/6167
41. S Boag	726	650	867	735	509	976	592	913	684	6652/6143
42. B Robins	949	578	642	872	599	807	966	585	582	6580/6002
43. J Kindlay	538	658	552	819	1000	856	951	570	509	6453/5944
44. K Metzker	876	716	579	543	645	972	651	635	833	6450/5907
45. J McDougall	474	894	354	734	605	976	991	474	852	6254/5900
46. A Fenech	737	630	1000	747	649	711	726	0	634	5834/5834
47. M Brand	625	1000	667	697	694	555	949	634	547	6368/5821
48. K Weiss	803	489	502	637	606	939	712	858	654	6200/5711
49. J Haren	259	319	854	247	951	986	956	459	788	5819/5572
50. R Murray	699	424	521	646	764	738	651	618	899	5960/5536
51. M Stouppos	676	449	775	678	563	875	688	583	656	5943/5494
52. I Barton	994	544	671	502	406	774	612	605	718	5826/5420
53. G Waddle	549	565	411	839	470	907	760	664	648	5813/5402
54. R Harris	584	651	584	609	562	459	959	564	785	5767/5308
55. T Passalaqua	726	658	530	630	693	848	564	568	585	5802/5272
56. J Sifantos	429	401	432	712	350	856	893	737	667	5477/5127
57. J Blanchard	402	598	844	604	304	463	867	564	601	5247/4943
58. D Jones	563	705	480	753	782	963	676	0	0	4922/4922
59. R Tapp	646	771	409	587	521	405	735	589	481	5144/4739
60. P E White	223	339	649	418	233	924	993	424	680	4883/4660
61. G Sharp	383	714	481	624	325	419	553	377	701	4577/4252
62. L Cleeland	892	463	561	806	0	0	0	508	950	4180/4180
63. I Avery	482	340	473	663	737	516	366	247	444	4268/4021
64. B Watson	661	628	440	755	0	0	0	0	514	2998/2998
65. G Lewis	0	0	0	0	0	0	0	0	0	0/ 0
66. J Rawlins	0	0	0	0	0	0	0	0	0	0/ 0

Perfect Flight-Landing Pts Champ? Mark Doyle

* Best First Timer Best Junior ? N Chabral ??

2000/2001 L.S.F. Executive (Victoria)

President-Tim Mellor Executive Officer - Gerry Carter Secretary - Steve Keep

Editor - Dave Jones Level Forms - Rob Benton Postal Comps - Scott Lennon

POSTAL COMP No 1 - November 2000/2001

10 in 12 Duration & Spot Landing

	Model	Rd 1.	Rd 2.	Rd 3.	Rd 4.	Total
1 Darrel Blow	Sapphire	9.47 <1	8.57 <1	10.01 <3	8.48 <1	2641/2800
1 Brian Perriam	Warlord	7.56 <7	8.01 <1	7.57 <5	8.08 <8	2220/2320
3 Scott Lennon	Space	9.57 <1	9.59 <1	9.57 <1	5.35 <3	2518/2800
4 John Tidey	Viking II	8.19 <4	5.40 <4	6.56 <5	3.48 <10	1788/2800

POSTAL COMP No 2 - 2000/2001 January/February

Task		2Min	4Min	6Min	8Min	10Min	Total
Perfect round. score =		220	340	460	580	700	2300
1 Daryl Blow	Sapphire	219	336	459	573	700	2287
2 Gerry Carter	Tragi 701	210	334	456	563	556	2119
3 Phil Henderson		195	286	447	407	672	2007

4 Ray Murray	Sapphire	203	310	381	365	693	1952
5 Scott Lennon	Fletch/Mojo	214	326	450	575	309	1876
6 Steve Forte		169	311	449	272	524	1725
7 Steve Keep	Estrella	210	319	158	262	667	1616
8 Les Davidson		210	239	256	331	427	1463
9 Simon Watts		205	272	213	113	562	1365
10. Margaret Pettigrew		120	208	303	221	263	1115
11 Steve Gleeson		111	291	174	81	114	771
12 Tom Lewis		100	153	115	120	194	682
13 Ron Herzog		113	110	-	-	-	223

Postal Comp No 3 - 2000/2001
2 Minute Duration & Spot Landing
(Result not known)

FINAL Result for Postal Competitions NOT Known??

24th L.S.F. Annual Soaring Tournament, 9-11 June 2001
Jerilderie

(Contest Rating is self-applied - Expert Advanced Novice)
Contest Director - Gerry Carter – Task A – 10 in 12

Pos.	Name	Rtng	Raw Score	Adj. Score	Pos.	Name	Rtng.	Raw Score	Adj. Score
1.	Voak Gregg	E	11774	10903	36.	Redman Brett	E	9785	9185
2.	Strautins Carl	E	11649	10903	37.	Ferguson Paul	A	9817	9173
3.	Watkins Rod	E	10528	10528	38.	Costello Don	A	9512	9121
4.	Lennon Scott	E	11104	10426	39.	Schultz Trevor	A	9587	9088
5.	Harris Brad	E	10871	10403	40.	Bland Bill	A	9043	9043
6.	Keep Steve	E	11145	10387	41.	Jones Dave	E	9493	8968
7.	Mayhew Alan	E	11023	10336	42.	Watson Bob	A	9499	8967
8.	O'Reilly Mike	E	10923	10286	43.	Nye Bruce	A	9520	8954
9.	Staats Chris	A	10978	10248	44.	Boag Stephen	A	8965	8853
10.	Dupuche Tom	E	10855	10175	45.	Stouppos Manni	A	9253	8651
11.	Skinner John	E	10510	10131	46.	Newcombe Max	E	9205	8613
12.	Withers Mark	E	10111	10111	47.	Pember Vic	A	8972	8536
13.	Carter Gerry	E	10111	10111	48.	Passalaqua Terry	A	8853	8354
14.	Lewis Grant	E	10570	10047	49.	Solomon Richard	A	8675	8282
15.	Doyle Mark	E	10812	10042	50.	Carpenter Chris	E	8648	8131
16.	Roach Ian	A	10661	10015	51.	Calnan Roy	E	8347	8068
17.	Morris Simon	E	10720	10000	52.	Murray Ray	E	8327	7855
18.	Fenech Andrew	J	10621	9973	53.	Partlett Matthew	N	8082	7655
19.	Wood Matthew	E	10599	9957	54.	Cameron Ian	A	7926	7599
20.	Kroger Max	E	10417	9862	55.	Brand Guy	E	7945	7494
21.	Garner Graham	E	10289	9823	56.	Baxter Malcolm	A	7886	7475
22.	Ford Brian	A	10235	9792	57.	Harris Rick	A	7915	7436
23.	Blow Darrel	A	10357	9781	58.	Robbins Bruce	A	7706	7397
24.	Stent Marcus	E	10294	9644	59.	White Peter E	A	7622	7380
25.	Barton Ian	E	10086	9625	60.	McDougall Jim	A	7603	7344
26.	Rudgley Bjorn	A	10157	9625	61.	Blanchard John	N	7584	7241
27.	Brand Matthew	J	10249	9620	62.	Haren John	A	7503	7153
28.	Whitfield Gary	A	10253	9571	63.	Mather Peter	A	7052	7052
29.	Johnson Graham	A	10030	9484	64.	Grey Steff	A	6917	6917
30.	Thomson Russell	E	9455	9455	65.	Sharp Greg	N	7140	6843
31.	Norman Graham	E	9392	9392	66.	Marshall John	N	6625	6332
32.	Haskell Daniel	N	10029	9369	67.	Avery Ian	A	6621	6222

33. Murphy Jack	E	9703	9354	68. Berry Don	A	5757	5757
34. Goddard Andrew	E	9814	9266	69. Kusiak Ziggy	A	5355	5355
35. Benton Rob	E	9864	9232	70. Ripp Norman	A	3432	3432

Perfect Flight- Steve Keep

2001 Hand Launch Glider Scores

1. Matthew Wood	2582	8. Carl Strautins	1908	15. Rod Watkins	634
2. Don Berry	2352	9. Matthew Marshall	1785	16. Steve Keep	555
3. Andrew Fenech	2286	10. Brad Harris	1524	17. Greg Voak	0
4. Andrew Goddard	2128	11. Chris Staats	1494	18. Don Costello	0
5. Marcus Stent	2053	12. Matthew Brand	1382	19.Mike O'Reilly	0
6. Scott Lennon	2037	13. Brett Redman	1360		
7. Gerry Carter	1950	14. Peter E White	757		

2001/2002 L.S.F. Executive (Victoria)

President	Graham Johnston	Secretary	Carl Strautins
Treasurer	Max Kroger	Editor	Norm Ripp
Level Forms & Postal Comps.			Rob Benton

Postal Comp No.1 - October 2001/02

10 in 12 Duration & Spot Landing (4 rounds)

1. Mark Withers	1000	10. Daniel Haskell	712
2. Alan Mayhew	927	11. Terry Passalaqua	664
3. Russel Thompson	925	12. Tom Dupuche	657
4. Max Kroger	871	13. Brian Perriam	611
5. Mark Doyle	868	14. Graham Norman	588
6. Graham Johnston	860	15. David Pratley	347
7. Scott Lennon	817	16. Norm Ripp	274
8. Gerry Carter	755	17. Mathew Parrett	192
9. Jim Houdilakis	714	18. Carl Strautins	116

Postal Comp No. 2 – 2001/02 February

10 in 12 Thermal Duration & Spot landing

1. Alan Mayhew	1000	7. Hayden Daley	964	13. Brian Perriam	866
2. Max Kroger	989	8.Gerry Carter	927	14. Rick Harris	834
3. Scott Lennon	983	9. Daniel Haskell	913	15. Jim Houdalakis	818
4. Rob Benton	980	10. Rod Watkins	892	16. Graham Johnston	811
5. Graham Norman	978	11. Mark Withers	871	17. Matthew Partlett	751
6. Brad Harris	971	12. Russ. Thompson	867	18. Norm Ripp	438

Postal Comp No. 3 - May 2002

2 Minute duration & Spot Landing

1. Brad Harris	1000	6. Bruce Nye	981	11. Don Costelloe	912
2. Scott Lennon	998	7. Brian Perriam	973	12. Rob Humphris	870
3. Gerry Carter	991	8. Rob Benton	965	13. Norm Ripp	850
4. Brett Redman	983	9. Daniel Haskell	959	14. Dean Markwicz	840
5. Marcus Stent	982	10.Matthew Partlett	951	15 Philip Benton	785

2001/02 Overall Postal Competition Results

(Best 2 of 3 competitions)

1. Scott Lennon	1981	4. Alan Mayhew	1927
2. Brad Harris	1971	5. Gerry Carter	1918
3. Rob Benton	1945	6. Mark Withers	1871

25th L.S.F. Tournament, 8-10 June 2002
Jerilderie N.S.W.

(Task A – 10 in 12)

(Open Thermal - C.D. Graham Johnson - 17 Teams - 91 Contestants)

1. Carl Strautins	9975	31. Ross Ginder	8931	61. Greg Potter	7413
2. Nicholas Chabrel	9962	32. Chris Staats	8926	62. Bill Bland	7389
3. Gregg Voak	9908	33. Jack Murphy	8894	63. Steff Grey	7354
4. Scott Lennon	9873	34. Paul Moorfield	8857	64. Roy Calnan	7348
5. Matthew Wood	9843	35. Ian Barton	8850	65. Rick Harris	7323
6. Brad Harris	9787	36. Matthew Brand	8779	66. Dino Riebolge	7184
7. Tom Dupuche	9625	37. Jim Houdalakis	8775	67. Guy Brand	7119
8. Graham Garner	9589	38. Rob Benton	8716	68. Paul Ferguson	7119
9. Michael James	9567	39. Hayden Dayley	8699	69. Ian Cameron	7067
10. John Skinner	9511	40. Mark Weir-Smith	8642	70. Greg Sharpe	7057
11. Max Kroger	9505	41. Gary Whitfield	8619	71. Dave Pratley	7013
12. Rod Watkins	9495	42. Darrel Blow	8605	72. Norman Ripp	6904
13. Daniel Haskell	9475	43. Stephen Boag	8597	73. Alan Lowe	6776
14. Gerry Carter	9473	44. Mathew Partlett	8554	74. Malcolm Baxter	6590
15. Mike O'Reilly	9466	45. Chris Carpenter	8521	75. Richard Solomon	6579
16. Brian Ford	9456	46. Ian Roach	8464	76. Trevor Schultz	6552
17. Graham Norman	9439	47. Brett Redman	8439	77. John Blanchard	6321
18. Alan Mayhew	9438	48. Bruce Robbins	8293	78. John Marshall	6142
19. Marcus Stent	9424	49. Simon Morris	8286	79. Geoffrey Jacob	5990
20. Mark Withers	9390	50. Josef Rufenacht	8239	80. Peter E White	5900
21. John Haren	9272	51. Andrew Goddard	8157	81. Ray Murray	5772
22. Bob Watson	9166	52. Rich. Sutherland	8112	82. Jim McDougall	5746
23. Mark Doyle	9166	53. Don Berry	7871	83. Manny Stouppos	5686
24. Thomas Cooke	9158	54. Mathew Lowe	7830	84. Robert Humphris	5001
25. Russ. Thompson	9111	55. Don Costello	7811	85. Vic Pember	4773
26. Max Newcombe	9087	56. Terry Passalaqua	7734	86. Greg Hayden	4717
27. Bjorn Rudgley	9057	57. Ken McLean	7691	87. Ian Avery	4621
28. Ziggy Kusiak	8961	58. Grant Lewis	7648	88. John Rawlins	3611
29. Bruce Nye	8955	59. Dave Jones	7560	((91 entrants in total))	
30.Calvin Tulloch	8943	60. Philip Benton	7507		

Best First-timer Michael James Perfect Flight- Carl Strautins

Spot Landing Comp: Carl Strautins -1145 Brad Harris -1140 Max Kroger -1125

2002 Hand Launch Glider - Jerilderie

	Rd 1	Rd 2	Rd 3	Total
1. Matthew Wood	1000	1000	1000	3000
2. Mike O'Reilly	936	881	888	2705
3. Richard Frawley	991	772	901	2665
4. Don Berry	997	834	449	2281
5. Max Newcombe	942	550	605	2097
6. Scott Lennon	974	468	655	2096
7. Rod Watkins	602	750	510	1862
8. Thomas Cook	927	552	375	1854
9. Paul Moorfield	763	406	567	1736
10. Brad Harris	661	458	603	1721
11. Marcus Stent	743	453	510	1705
12. Matthew Brand	602	423	184	1209

13. Guy Brand	620	334	274	1228
14. Peter White	541	374	167	1082
15. Nick Chabrell	0	0	493	493

NOTE: A special award was made to Ian Avery and Simon Morris, both of whom have attended all 25 of the LSF Tournaments to date.

2002/03 L.S.F. Australia Executive

President/Treasurer	Max Kroger	Secretary	Carl Strautins
Level Forms/Postal Comps	Rob Benton	Newsletter Editor	Norm Ripp
Web Master	Rob Humphris		

Note - a simplified rule to limit winch batteries is to be enforced at future competitions i.e. L + W + D must not exceed 625mm in total, being conventional lead acid batteries.

September 2002/03 Postal Comp No. 1

10 in 12 Thermal & Spot landing - 3 flights

1. Max Kroger	1000	3. Norm Ripp	955
2. Rob Benton	980	4. Gerry Carter	947

2002/2003 January - Postal Comp No. 2

10 in 12 Thermal Task & Spot landing - 4 flights

1. Brad Harris	1000	4. Rick Harris	836
2. Gerry Carter	994	5. Rob Benton	673
3. Norm Ripp	870		

2002/2003 May - Postal Comp No. 3

2 Minute Thermal & Spot landing - 6 flights

1. Norm Ripp	1000	3. Rob Benton	939
2. Geoff Hungerford	982	4. Dean Markwick	891

2002/2003 - Final Postal Competition Results

1. Norm Ripp	1955	5. Brad Harris	1000
2. Gerry Carter	1941	6. Dean Markwick	891
3. Rob Benton	1919	7. Rick Harris	836
4. Max Kroger	1000		

A typical end-of-comp photo, possibly 2002.

26th L.S.F Soaring Tournament, 7-9 June 2003
Jerilderie, N.S.W.

(Task A – 10 in 12)
(Also a selection trial for World F3J Championships - July 2004)
Contest Director - Graham Johnson/David Jones

Overall Result.

1. David Hobby	11982	25. Brian Ford	10596	49. Simon Morris	9149
2. Carl Strautins	11975	26. Bill Bland	10575	50. Chris Staats	9010
3. Gerry Carter	11903	27. Gary Whitfield	10575	51. David Pratley	8911
4. Matthew wood	11897	28. Ziggy Kusiak	10391	52. Steff Grey	8891
5. Rod Watkins	11859	29. Andrew Goddard	10388	53. Roy Calnan	8852
6. Mike O'Reilly	11783	30. Tom Dupuche	10350	54. John Blanchard	8776
7. Russell Thompson	11740	31. Theo Arvantakis	10348	55. Norman Ripp	8671
8. Steve Keep	11725	32. Brett Redman	10319	56. Jim McDougall	8589
9. Scott Lennon	11698	33. Jack Murphy	10317	57. Manny Stouppos	8534
10. Mike Reynell	11694	34. Max Kroger	10282	58. Vic Pember	8500
11. Alan Lowe	11609	35. Trevor Schultz	10179	59. Ken McLean	8409
12. Graham Norman	11608	36. Bruce Nye	10085	60. Dino Riebolge	8389
13. Nicholas Chabral	11511	37. Darrel Blow	10006	61. Bruce Matthew	8315
14. Gregg Voak	11493	38. Mark Weir-Smith	9941	62. John Stapleton	8160
15. Marcus Stent	11461	39. Stephen Boag	9913	63. Rick Harris	8028
16. Matthew Lowe	11428	40. Grant Lewis	9898	64. Klaus Metzker	7905
17. Alan Mayhew	11378	41. Chris Carpenter	9886	65. Guy Brand	7726
18. Goss Ginder	11297	42. Chad Nowak	9876	66. Geoffrey Jacob	7180
19. Matthew Partlett	11062	43. Paul Moorfield	9669	67. Peter E White	7169
20. Jim Houdalakis	10986	44. Josef Rufenacht	9540	68. Andrew Benton	7071
21. John Skinner	10983	45. Rob Benton	9517	69. Ray Murray	6363
22. Michael James	10858	46. Don Costelloe	9453	70. Ian Avery	5937
23. Bjorn Rudgley	10697	47. James Dutschke	9326	71. John Haren	4756
24. Daniel Haskell	10636	48. Ian Roach	9303	72. Terry Dunn	4156

Advanced Class
1. Alan Lowe
2. Matthew Lowe
3. Matthew Partlett
4. Jim Houdalakis
5. Brian Ford
6. Bill Bland
7. Gary Whitfield
8. Trevor Schultz
9. Bruce Nye
10. Darryl Blow

Novice class
1. Ziggy Kusiak
2. Theo Arvanitakis
3. David Pratley
4. Ken McLean
5. Mathew Bruce

Winning Team
Team "G"
Matthew Wood
Mike O'Reilly
Nicholas Chabrel
Gregg Voak
Ross Ginder
Michael James

Spot Landing & Perfect Score- Carl Strautins

2003/04 L.S.F. Australia Executive

President Bjorn Rudgley(NSW) Secretary Mark Weir-Smith(NSW)
Treasurer Matt Lowe(NSW) Newsletter Editor Norm Ripp(Vic)
Level Forms & Postal Comp Entries Rob Benton(Vic)

Postal Comp No. 1 - September 2003/04

(10 in 12 Thermal - 3 flights)

1. Garry Whitfield	1000	8. Daniel Haskell	955	15. Russ. Thompson	831
2. Gerry Carter	999	9. Marcus Stent	943	16. Dave Milward	738

3. Theo Arvanitakas	999	10. Greg Voak	932	17. Mark Withers	607
4. Max Kroger	998	11. Graham Norman	891	18. David Pratley	561
5. Rod Watkins	991	12. David Hobby	890	19. Norm Ripp	478
6. Rob Benton	976	13. Tom Dupuche	888		
7. Alan Mayhew	965	14. Jim Houdalakis	837		

Postal Competition No. 2 - 2003/04 - December

(Un-limited Thermal Duration, 3 flights)

1. John Quigley	1000	3. Norm Ripp	700
2. Dean Markwick	920	4. Rob Benton	700

Postal Comp No. 3 - 2003/04 - May

(2 Minute Thermal & Spot landing - 10 Flights)

1. Rob Benton	2104	3. Dean Markwick	1749
2. John Quigley	1957	4. Norm Ripp	1718

Final Result for 2003-04 Postal Comps

1. Rob Benton	3038	2. John Quigley	2957	3. Dean Markwick	2669

27th L.S.F. Tournament - 5-7 June 2004
Jerilderie, N.S.W.
Task A – 10 in 12

Full	Name	Rd1	Rd2	Rd3	Rd4	Rd5	Rd6	Rd7	Rd8	Rd9	Rd10	Rd11	Rd12	Raw Sc.- & Place	Final Total
1	Matt Wood	1000	1000	1000	1000	1000	1000	1000	1000	993	1000	990	749	11732-5	9993
2	Michael James	991	997	1000	1000	881	1000	994	1000	1000	994	1000	1000	11857-3	9985
3	Carl Strautins	927	1000	999	1000	1000	993	1000	1000	993	657	1000	997	11566-10	9982
4	Rod Watkins	991	991	999	1000	991	1000	987	967	1000	1000	1000	1000	11926-1	9972
5	Theo Arvanitakis	984	1000	1000	1000	999	1000	1000	1000	799	837	1000	984	11603-8	9967
6	Peter Abel	984	996	956	999	1000	997	1000	991	1000	1000	917	1000	11840-4	9967
7	Chad Nowak	951	994	997	990	1000	1000	996	1000	986	1000	999	947	11860-2	9962
8	Mike O'Reilly	1000	999	1000	989	999	974	1000	996	382	575	999	999	10912-20	9955
9	Nick Chabrel	835	984	949	990	996	987	999	991	758	1000	1000	1000	11489-11	9896
10	Matt. Partlett	999	994	979	991	1000	954	989	776	984	997	1000	960	11623-7	9893
11	Ross Ginder	1000	997	980	943	996	888	988	916	1000	994	991	994	11687-6	9883
12	Mike Reynell	993	1000	1000	968	993	790	1000	734	977	994	1000	937	11386-14	9862
13	Matt Lowe	889	966	981	933	1000	1000	1000	981	987	1000	856	999	11592-9	9847
14	Gregg Voak	948	999	1000	991	863	987	999	820	994	857	994	994	11446-14	9769
15	Ziggy Kusiak	1000	956	987	981	990	917	936	990	294	953	974	999	10977-19	9766
16	Mark Weir-Smith	950	987	986	963	751	981	986	947	993	960	999	797	11300-16	9752
17	Marcus Stent	966	996	864	1000	909	918	639	1000	991	969	999	984	11235-17	9732
18	Russ. Thompson	996	996	959	976	990	888	986	908	1000	916	961	896	11472-12	9688
19	Scott Lennon	1000	987	834	881	993	980	951	871	894	996	996	1000	11383-15	9678
20	Gerry Carter	1000	727	657	1000	996	980	996	987	991	1000	993	572	10899-21	9670
21	Max Newcombe	994	960	980	961	862	814	944	787	772	994	991	993	11052-19	9493
22	Bruce Nye	999	954	933	984	816	867	967	521	853	923	977	1000	10794-22	9457
23	Jim Houdalakis	921	999	839	969	800	833	1000	838	544	997	938	993	10671-25	9327
24	Alan Mayhew	1000	971	997	904	964	1000	857	758	786	646	994	807	10684-24	9280
25	Graham Norman	979	977	1000	697	963	767	942	800	1000	308	983	821	10237-29	9232
26	Simon Morris	974	1000	996	907	886	855	884	814	811	711	989	878	10705-23	9183
27	Stephen Boag	986	994	797	816	838	977	996	827	737	871	1000	760	10599-26	9102
28	Darrel Blow	997	924	874	870	851	635	826	891	789	928	997	740	10322-28	8947
29	Garry Whitfield	0	999	929	860	916	789	910	758	805	862	980	889	9697-37	8939
30	Joe Rufenacht	989	835	987	564	656	752	921	684	823	986	987	963	10147-30	8927
31	Trevor Schultz	991	787	908	844	0	732	892	731	899	903	969	973	9629-38	8898
32	Bill Bland	752	990	982	728	817	798	901	770	845	994	969	794	10340-27	8860
33	Don Berry	683	930	563	720	771	882	958	963	950	827	961	833	10041-32	8795

34	Tim Lennon	861	883	863	852	971	658	676	956	708	968	993	670	10059-31	8731
35	Bruce Robbins	854	849	904	619	559	943	933	872	599	848	904	976	9860-35	8702
36	Max Kroger	960	1000	954	886	781	997	658	650	561	830	999	657	9933-34	8622
37	Jim McDougal	828	703	911	990	797	764	846	719	961	766	780	961	10026-33	8604
38	Jack Murphy	914	861	793	574	843	994	777	749	727	931	790	817	9770-36	8469
39	Ian Roach	624	851	633	0	799	996	883	552	820	823	887	950	8818-44	8266
40	John Blanchard	740	857	678	729	797	719	812	677	731	980	924	971	9615-39	8260
41	T. Passalaqua	788	753	981	786	856	682	591	941	705	987	774	353	9197-41	8253
42	Roy Calnan	853	948	808	820	803	914	879	547	707	682	721	701	9383-40	8154
43	Rick Harris	598	602	677	560	687	994	928	990	709	583	893	953	9174-42	8031
44	Klaus Metzger	782	603	757	620	774	801	582	208	780	878	967	957	8709-45	7919
45	Manny Stouppos	715	716	694	946	723	895	594	553	733	942	920	513	8944-43	7878
46	David Pratley	760	770	677	570	774	612	710	931	582	597	879	826	8688-46	7536
47	Guy Brand	993	978	850	830	917	986	989	0	0	0	990	0	7533-48	7533
48	Alan Lowe	612	981	993	983	974	258	860	993	635	0	0	0	7289-51	7289
49	Peter Sikora	801	832	741	887	837	154	666	256	587	487	843	436	7527-49	7117
50	Norm Ripp	630	506	684	639	746	752	888	519	746	440	745	733	8028-47	7082
51	Fred Lodden	657	616	637	624	672	561	489	760	587	361	829	560	7353-50	6503
52	John Haren	764	522	787	577	620	632	498	674	343	484	696	662	7259-52	6432
53	Michael Taylor	0	667	513	793	771	664	794	662	823	609	0	0	6296-55	6296
54	Peter White	501	659	651	481	576	548	665	605	546	462	639	799	7132-53	6189
55	Colin Woodward	549	632	562	373	629	585	781	433	428	522	753	624	6871-54	6070
56	Ian Avery	626	566	609	479	486	474	343	389	329	391	601	593	5886-56	5214
57	Greg Potter	710	0	617	977	820	878	823	0	0	0	0	0	4825-57	4825
58	Terry Dunn	675	523	491	399	620	601	613	0	0	0	0	0	3922-58	3922
0	Steve Keep	0	0	0	0	0	0	0	0	0	0	0	0	0	0
0	Bjorn Rudgley	0	0	0	0	0	0	0	0	0	0	0	0	0	0
0	Graham Garner	0	0	0	0	0	0	0	0	0	0	0	0	0	0
0	Greg Sharp	0	0	0	0	0	0	0	0	0	0	0	0	0	0
0	Chris Carpenter	0	0	0	0	0	0	0	0	0	0	0	0	0	0
0	Ray Murray	0	0	0	0	0	0	0	0	0	0	0	0	0	0

Contest Director:- David Jones
- Other categories Advanced Theo Arvanitakis
Novice Tim Lennon & Best First Timer
Landing Competition Michael James/Peter Abell equal on 1165 points.
Perfect Flight Rod Watkins Best Junior ???

H.L.G. Event 2004:

1. Matthew Wood	1886	4. Marcus Stent	1493
2. Theo Arvanitakis	1723	5. Mike O'Reilly	1242
3. Tim Lennon	1557	6. Matthew Lowe	949

2004/05 LSF Australia Executive

President Bjorn Rudgley(NSW) Secretary Mark Weir-Smith(NSW)
Treasurer Matt Lowe(NSW) Newsletter Editor Matt Lowe(NSW)
Level Forms & Postal Comp Entries Rob Benton(Vic)/John Quigley(NSW)

The Postal Competitions for 2004/05 are as follows:

Competitions to be flown at any time with completion by 31 May 2005.
Best two results to count.

Postal Competition No. 1 – 2004/05

(5 rounds - 2 Minute Thermal & Spot Landing)

1. Matt Pickin	1000	7. Simon Watts	860
2. Geoff Doughty	990	8. Carl Furora	827
3. Dean Markwick	953	9. Chris Martin	799

4. Andy Peryer	932	10. Steven Gleason	724
5. Danny Hales	897	11. Margaret Pettigrew	695
6. Bill Pettigrew	874		

Postal Competition No. 2 – 2004/05

(2 Flights of 20 minutes, Landing inside 20M.)

	Flt 1	Flt 2	Score
1. John Quigley	19.46	20.02	1000
2. Danny Hales	11.38	10.00	538
Margaret Pettigrew	9.00	11.12	*
Bill Pettigrew	10.00	10.00	*

Postal Competition No. 3 – 2004/05

(2 Open-ended flights, Landing inside 200M)

1. Margaret Pettigrew	2h 2m	1h 30m	1000
2. John Quigley	1h 12m	1h 31m	768
3. Bill Pettigrew	25.20	35.00	283
4. Dean Markwick	29.00	20.00	231
5. Danny Hales	31.00	-	146

Final Result – 2004-05 Postal Competition

1. John Quigley	1768	5. Bill Pettigrew	1157	9. Simon Watts	860
2. Margaret Pettigrew	1695	6. Matt Pickin	1000	10. Carl Furora	827
3. Danny Hales	1435	7. Geoff Doughty	990	11. Chris Martin	799
4. Dean Markwick	1184	8. Andy Peryer	932	12. Steven Gleason	724

28th L.S.F. Tournament - 11-13 June 2005

Jerilderie, N.S.W.

Task A – 10 in 12

	Rnd 1	Rnd 2	Rnd 3	Rnd 4	Rnd 5	Rnd 6	Rnd 7	Raw Score	Drop Score	Final Score
1 Carl Strautins	1000	1000	1000	1000	1000	1000	1000	7000	1000	6000
2 Gregg Voak	999	991	990	1000	999	929	1000	6908	929	5979
3 Mike O'Reilly	979	969	1000	996	1000	1000	1000	6944	969	5975
4 Matthew Partlett	993	921	991	1000	999	993	997	6894	921	5973
5 Matt Lowe	1000	999	993	997	990	986	991	6956	986	5970
6 Ross Ginder	1000	993	993	996	1000	934	984	6900	934	5966
7 Gerry Carter	815	986	999	1000	993	987	999	6779	815	5964
8 David Hobby	1000	1000	964	997	999	1000	934	6894	934	5960
9 Matthew Wood	824	964	993	997	1000	1000	1000	6778	824	5954
10 Tim Kullack	1000	999	1000	1000	991	963	918	6871	918	5953
11 Theo Arvanitakis	1000	673	983	994	993	983	994	6620	673	5947
12 John Skinner	959	999	973	1000	850	1000	991	6772	850	5922
13 Thomas Cooke	1000	991	983	838	978	989	970	6749	838	5911
13 Evan Outtrim	993	966	994	961	801	1000	997	6712	801	5911
15 Alan Lowe	1000	979	970	987	940	961	979	6816	940	5876
16 Ian Roach	979	974	960	866	996	964	989	6728	866	5862
17 Max Kroger	964	1000	0	936	994	977	983	5854	0	5854
18 Chris Staats	991	990	996	929	948	914	980	6748	914	5834
19 Carl Knack	986	924	980	990	977	633	967	6457	633	5824
20 Graham Garner	987	993	793	994	878	1000	948	6593	793	5800
21 Tom Dupuche	994	991	616	989	996	981	844	6411	616	5795
22 Garry Whitfield	932	983	871	993	983	991	894	6647	871	5776
23 Chad Nowak	743	789	993	989	990	979	994	6477	743	5734

24	Michael Rae	730	991	996	897	990	991	857	6452	730	5722
25	Scott Lennon	791	922	1000	301	1000	1000	1000	6014	301	5713
26	Steve Keep	991	834	981	990	908	695	961	6360	695	5665
27	Jim Houdalakis	997	890	893	977	1000	907	858	6522	858	5664
28	Jack Murphy	965	839	957	976	726	980	946	6389	726	5663
29	Greg Potter	979	977	979	910	826	981	835	6487	826	5661
30	Daniel Haskell	620	964	969	991	974	748	960	6226	620	5606
31	Graham Norman	960	996	991	766	794	948	914	6369	766	5603
32	Nick Chabrel	669	997	847	789	1000	999	943	6244	669	5575
33	Alan Mayhew	720	847	1000	781	942	986	953	6229	720	5509
34	Bruce Nye	990	1000	980	790	974	763	615	6112	615	5497
35	Klaus Metzger	583	700	879	983	963	976	951	6035	583	5452
36	David Pratley	724	996	991	900	994	777	717	6099	717	5382
37	Brett Solanov	967	728	990	997	635	696	1000	6013	635	5378
38	Eddie Smith	674	784	931	987	983	621	976	5956	621	5335
38	Tim Mellor	801	872	957	715	651	1000	990	5986	651	5335
40	Jim McDougal	882	619	840	899	909	811	953	5913	619	5294
41	Chris Carpenter	815	990	839	811	997	829	724	6005	724	5281
42	Andrew Goddard	997	804	984	834	697	841	775	5932	697	5235
43	Darrel Blow	789	1000	1000	996	677	697	718	5877	677	5200
44	Stephen Boag	657	978	964	841	979	780	0	5199	0	5199
45	Michael Taylor	988	709	884	986	627	630	993	5817	627	5190
46	Simon Morris	638	1000	849	984	674	819	843	5807	638	5169
47	Bruce Robbins	1000	830	986	916	635	686	750	5803	635	5168
48	Guy Brand	612	863	967	801	993	791	713	5740	612	5128
49	Don Costello	921	615	860	989	999	604	0	4988	0	4988
50	David Johnson	583	646	897	941	726	971	781	5545	583	4962
51	Don Berry	968	970	783	979	591	553	0	4844	0	4844
52	Jeff Hungerford	958	533	973	635	556	798	883	5336	533	4803
53	Vic Pember	787	567	698	721	970	945	0	4688	0	4688
54	Brad Wilman	560	553	793	757	979	970	615	5227	553	4674
55	John Blanchard	862	686	830	873	686	701	0	4638	0	4638
56	Norm Ripp	881	545	790	642	634	837	837	5166	545	4621
57	Roy Calnan	625	751	787	924	671	784	612	5154	612	4542
58	Trevor Schultz	694	107	966	980	897	771	0	4415	0	4415
59	Terry Passalaqua	872	549	673	850	565	733	609	4851	549	4302
60	Manny Stouppos	432	960	773	963	609	530	0	4267	0	4267
61	Peter White	509	671	856	748	532	476	735	4527	476	4051
62	Ian Avery	736	459	541	375	374	431	0	2916	0	2916
63	Michael Abraham	522	701	0	0	293	538	446	2500	0	2500
64	David Leigh	610	0	0	0	0	0	0	610	0	610
65	Chris Adams	501	0	0	0	0	0	0	501	0	501
66	Bill Bland	0	0	0	0	0	0	0	0	0	0
66	Charles Smith	0	0	0	0	0	0	0	0	0	0
66	John Haren	0	0	0	0	0	0	0	0	0	0
66	Nick Cohen	0	0	0	0	0	0	0	0	0	0
66	Peter Abel	0	0	0	0	0	0	0	0	0	0

Winner Advanced Tim Kullack Best First Timer: Tim Kullack
Winner Novice David Johnson The only Junior was Michael Abraham
Perfect Flight- David Hobby Winner Landing Competition: ?
Winner of F3B Speed contest: Did not happen due to excessively strong winds.

2005/06 LSF Australia Executive

President	Greg Voak	Secretary	Tom Dupuche
Treasurer	Rod Watkins	Editor	Poss Mark Weir-Smith?
Postal Competitions	Rob Benton		Confirm this

29th L.S.F. Tournament - 10-12 June 2006
Jerilderie, N.S.W.
Speed Challenge (F3B)
Matt Wood won this event with the fastest Time and best Average

Task A – 10 in 12
(Drop 1 round)

	Rd 1	Rd 2	Rd 3	Rd 4	Rd 5	Rd 6	Rd 7	Rd 8	Rd 9	Raw/Final Score
1. David Hobby	1000	994	993	968	1000	495	1000	1000	1000	8450/7955
2. Matt Lowe	988	1000	1000	899	1000	877	1000	1000	989	8753/7876
3. Matt Wood	564	1000	1000	906	1000	1000	961	1000	1000	8431/7867
4. Gerry Carter	974	949	1000	1000	973	1000	953	777	987	8613/7836
5. Steve Keep	1000	1000	989	864	610	1000	1000	989	990	8442/7832
6. Carl Strautins	1000	923	1000	1000	957	512	926	1000	1000	8318/7806
7. Jim Houdalakis	1000	990	1000	1000	887	849	92	986	993	7797/7705
8. Nick Chabrel	1000	991	997	818	690	876	1000	999	1000	8371/7681
9. Matthew Partlett	977	934	978	1000	736	591	993	920	1000	8129/7538
10. Daniel Haskell	802	987	966	895	1000	486	955	962	937	7990/7504
11. Theo Arvanitakis	972	1000	1000	925	877	609	644	1000	1000	8027/7418
12. John Skinner	997	1000	929	930	804	586	1000	960	759	7965/7379
13. Chris Staats	804	895	987	844	434	945	1000	1000	890	7799/7365
14. Scott Lennon	963	886	764	1000	1000	707	777	963	1000	8060/7353
15. Darrel Blow	990	947	970	920	315	695	804	980	997	7618/7303
16. Mike O'Reilly	816	994	999	743	1000	1000	167	1000	690	7409/7242
17. Max Kroger	1000	1000	928	369	773	528	1000	984	924	7506/7137
18. Brett Solanov	994	997	993	572	892	511	950	983	699	7591/7080
19. Trevor Schultz	943	822	978	988	716	453	675	889	971	7435/6982
20. James Southwell	949	815	904	675	943	1000	694	911	762	7653/6978
21. David Pratley	975	881	929	993	595	636	819	624	991	7443/6848
22. Grant Lewis	925	913	819	698	972	0	800	858	827	6812/6812
23. Ian Roach	921	791	999	761	0	1000	716	871	711	6770/6770
24. Brad Wilman	886	1000	735	805	673	0	850	818	984	6751/6751
25. Brett Redman	807	808	909	848	757	484	825	993	726	7157/6673
26. Jack Murphy	891	807	819	875	694	730	792	834	914	7358/6662
27. Simon Morris	852	930	730	816	845	715	784	908	680	7260/6580
28. Alan Mayhew	928	812	907	484	899	623	953	943	499	7048/6564
29. Thomas Cooke	814	986	991	692	768	123	829	814	663	6680/6557
30. Michael Taylor	635	993	634	426	764	888	856	880	654	6730/6304
31. Gregg Potter	896	0	354	519	976	930	881	688	990	6234/6234
32. Manny Stouppos	824	686	726	700	491	364	919	961	834	6505/6141
33. Roy Calnan	838	994	820	445	810	242	560	990	641	6340/6098
34. Bruce Robbins	637	878	730	540	400	771	824	913	651	6344/5944
35. Michael Abraham	710	833	764	690	614	481	587	994	694	6367/5886
36. Jim McDougal	921	714	773	695	711	569	889	582	476	6330/5854
37. David Johnson	884	978	896	635	434	0	692	710	548	5777/5777
38. Guy Brand	755	956	843	726	685	351	610	602	482	6010/5659
39. Don Costelloe	679	744	938	548	364	425	761	974	456	5889/5525
40. Garry Whitfield	635	937	718	637	0	0	789	897	911	5524/5524
41. Hutton Oddy	723	666	820	703	567	667	491	607	572	5816/5325
42. Klaus Metzger	836	736	718	547	0	0	754	783	840	5214/5214
43. Chris Williams	654	654	719	538	583	652	564	685	526	5575/5049
44. Terry Passalaqua	584	599	722	597	572	0	608	825	535	5042/5042
45. Tim Mellor	0	994	802	1000	64	0	232	851	986	4929/4929
46. Bruce Nye	786	656	837	385	0	0	731	873	635	4903/4903
47. Tim Lennon	613	711	801	499	0	0	610	521	963	4718/4718
48. Stephen Boag	741	850	776	372	0	0	692	761	514	4706/4706
49. Vic Pember	763	574	737	540	0	0	516	734	551	4415/4415
50. John Blanchard	660	797	773	264	0	0	675	443	700	4312/4312
51. Chris Adams	557	587	678	0	0	0	601	564	835	3822/3822
52. Ian Avery	483	479	567	494	217	0	469	489	494	3692/3692

53. Geoff Hungerford	1000	981	792	306	0	0	0	0	0	3079/3079
54. Alan Lowe	683	903	848	491	0	0	0	0	0	2925/2925
55. Gregg Voak	873	742	978	103	0	0	0	0	0	2696/2696
56. Les Cleeland	511	0	665	0	0	0	374	472	587	2609/2609
57. Peter White	699	662	0	0	0	0	0	0	0	1361/1361
58. Norm Ripp	0	827	471	0	0	0	0	0	0	1298/1298

Perfect Flight-Landing Scores: Matthew Wood 1. Jack Murphy 850 2. Matt Lowe 845 3. Nick Chabrel 840

2006/07 LSF Australia Executive

President	John Skinner	Secretary/Treasurer	Bruce Nye
Web Master	Chris Adams	Executive Member	Steve Boag
Public Officer	Tim Mellor/Gregg Voak	LSF Level Coordinator	Rob Benton

30th L.S.F. Tournament – 9-11 June 2007
Jerilderie, N.S.W.
Task A – 10 in 12, drop 2 rounds

(To accommodate scores for all 14 Rounds flown, they are displayed on two lines, 1 – 7 & 8 – 14)

								Raw Score	Final Score
1. David Hobby	1000	1000	1000	1000	1000	1000	994		
(1. Expert)	991	1000	1000	1000	863	1000	1000	13848	11994
2. Mike Rae	991	1000	993	1000	1000	1000	991		
	977	1000	983	1000	986	1000	984	13905	11945
3. Mike O'Reilly	1000	769	844	991	1000	964	994		
	993	984	993	1000	1000	994	999	13525	11912
4. Theo Arvanitakis	735	1000	991	1000	988	999	1000		
	826	944	993	991	999	997	1000	13463	11902
5. Matthew Partlett	797	671	889	1000	996	999	1000		
	1000	1000	1000	980	997	1000	1000	13329	11861
6. Gregg Voak	805	997	937	640	935	997	1000		
	999	991	999	986	1000	997	1000	13283	11838
7. Max Kroger	941	996	901	899	1000	999	1000		
	1000	1000	997	824	999	981	984	13521	11798
8. Gerry Carter	848	974	922	966	683	990	983		
	973	989	999	993	993	1000	981	13294	11763
9. Daniel Haskell	626	993	980	1000	905	991	1000		
	1000	991	984	996	984	938	718	13106	11762
10. Mike Reynell	1000	795	895	594	999	949	868		
	999	1000	1000	997	1000	1000	996	13092	11703
11. Nick Chabrel	882	1000	830	983	735	991	984		
	914	1000	986	1000	979	993	990	13267	11702
12. Matt Lowe	736	645	1000	1000	701	989	979		
	999	997	999	1000	999	999	997	13040	11694
13. Brad Wilman	640	825	1000	1000	990	1000	1000		
(1. Advanced)	990	986	997	924	991	759	989	13091	11692
14. Carl Strautins	1000	849	711	1000	864	980	1000		
	996	1000	1000	990	1000	793	1000	13183	11679
15. Tim Mellor	914	996	993	833	979	981	993		
	603	977	1000	999	993	999	776	13036	11657
16. Alan Lowe	1000	977	553	646	991	990	947		
	997	1000	986	976	991	1000	537	12591	11501
17. Jim Houdalakis	911	987	999	969	891	866	993		
	999	984	970	993	881	884	999	13226	11491

18. Graham Norman	877	781	981	814	999	886	808		
	1000	923	984	997	1000	984	1000	13034	11445
19. Matt Wood	1000	1000	796	1000	1000	763	996		
	993	1000	1000	734	1000	822	793	12897	11400
20. Alan Mayhew	798	999	823	659	1000	1000	996		
	1000	582	993	804	981	1000	986	12621	11380
21. Klaus Mittendorff	680	806	674	986	864	916	951		
	989	994	997	1000	896	991	987	12731	11377
22. Jack Murphy	595	841	963	979	1000	830	999		
	989	699	943	981	971	832	974	12596	11302
23. Guy Brand	777	997	1000	970	1000	876	987		
	963	784	989	911	859	877	863	12853	11292
24. Jamie Nancarrow	829	810	926	954	981	975	785		
(***1. 1st Timer***)	883	994	983	787	977	990	989	12863	11291
25. Scott Lennon	660	860	928	993	947	777	851		
	1000	987	1000	814	861	989	1000	12667	11230
26. Darrel Blow	907	999	938	969	686	976	793		
	989	891	993	770	873	996	683	12463	11094
27. Brian Ford	909	858	989	837	999	191	923		
	963	890	873	993	900	893	791	12009	11027
28. Greg Potter	894	871	613	913	983	901	984		
	752	989	834	987	831	884	927	12363	10998
29. Steve Keep	755	982	602	635	999	967	910		
	1000	991	846	803	839	991	986	12216	10979
30. Marcus Stent	640	693	1000	873	1000	785	963		
	1000	994	997	603	847	901	879	12175	10932
31. Bruce Nye	764	709	971	996	980	946	756		
	615	991	814	773	994	947	979	12235	10911
32. Michael Abraham	682	474	991	997	819	911	615		
(***1. Junior***)	603	986	966	994	930	974	991	11933	10856
33. Klaus Metzger	678	651	1000	929	984	983	884		
	834	751	977	989	871	520	973	12024	10853
34. David Pratley	794	989	858	993	993	866	765		
	572	941	937	692	834	825	993	12052	10788
35. Stephen Boag	755	990	613	914	981	851	974		
	801	949	1000	800	801	944	599	11972	10760
36. Simon Morris	766	990	979	717	901	993	877		
	700	961	983	768	1000	758	631	12024	10693
37. Chris Staats	572	6906	813	991	994	1000	656		
	599	987	977	709	901	895	983	11773	10602
38. Mike Taylor	751	697	594	690	799	993	994		
	701	496	1000	1000	984	1000	977	11676	10586
39. Brian Hamilton	838	612	870	816	943	754	977		
(1. Novice)	680	818	582	991	878	856	927	11542	10348
40. Bernie Sizer	798	993	794	839	560	831	694		
	739	959	989	625	816	789	751	11177	9992
41. Tim Lennon	751	631	699	590	586	1000	913		
	991	439	989	597	804	870	991	10851	9826
42. Jim Mcdougal	411	698	961	683	981	669	976		
	961	784	657	622	732	962	581	10678	9686
43. Ian Roach	483	584	739	621	806	833	811		
	581	987	994	987	896	727	573	10622	9566

44. Roy Calnan	401	989	516	558	639	587	622		
	697	392	868	771	779	839	1000	9568	8865
45. *Rebecca Richards*	0	421	0	505	761	511	751		
	602	861	990	612	984	831	991	8820	8820
46. Chris Adams	704	492	646	761	698	636	669		
	850	678	564	681	643	740	883	9645	8589
47. Geoff Kempster	701	435	479	596	946	674	588		
	591	979	646	977	139	765	583	9099	8525
48. Hutton Oddy	620	693	441	558	620	667	597		
	687	658	517	921	703	986	774	9442	8484
49. Don Farrar	580	567	391	575	617	614	594		
	366	629	927	366	484	471	490	9187	8383
50. Warren Lewis	524	651	599	575	617	614	594		
	366	629	927	366	484	471	490	7907	7175
51. David Leigh	463	375	242	357	563	589	530		
	465	637	501	851	448	654	917	7592	6993
52. Peter White	454	393	421	847	390	599	580		
	529	814	494	479	473	511	370	6820	6129
53. Ian Avery	533	382	548	561	516	529	476		
	336	813	518	437	355	460-	356	6820	6129
54. Mike Richardson	723	691	662	983	1000	818	523		
	0	0	0	0	0	0	0	5400	5400
55. Trevor Schultz	724	1000	964	889	937	372	0		
	0	0	0	0	0	0	0	4886	4886

Landing Competition

1. Mike O'Reilly	1375	3. Max Kroger	1360
2. Daniell Haskell	1360	4. Darrel Blow	1355

Perfect Flight Fly-Off

(A total of 24 contestants flew in the fly-off.)

1. David Hobby	3. Steve Keep
2. Nick Chabrel	4. Marcus Stent

F3B 'Need For Speed' Mike Rae

HLG

								Final Score
1. Matt Wood	R's 1 – 5		1000	1000	1000	1000	422	
	R's 6 – 10		1000	1000	0	1000	784	8206
2. T Arvanitakis	"	"	810	804	537	580	1000	
	"	"	915	757	401	784	722	7310
3. Hutton Oddy	"	"	690	911	876	670	906	
	"	"	0	743	490	0	0	5286
4. Matt Lowe	"	"	0	0	0	0	0	
	"	"	901	686	1000	500	392	3479
5. Marcus Stent	"	"	0	0	0	0	0	
	"	"	704	829	0	466	1000	2999
6. Mike O'Reilly	"	"	776	643	424	511	372	
	"	"	0	0	0	0	0	2726
7. Tim Lennon	"	"	0	804	531	534	511	
	"	"	0	0	0	0	0	2380

2007/2008 LSF Australia Executive

President	Marcus Stent	Secretary	Brad Wilman	Treasurer	David Hobby
Committee Member	Bruce Nye	Webmaster	Chris Adams	Public Off.	Greg Voak\ Tim Mellor

31st L.S.F. Tournament – 7-9 June 2008
Jerilderie, N.S.W.
Task A – 10 in 12, drop 2 rounds

(To accommodate scores for all 12 Rounds flown, they are displayed on two lines, 1 – 6 & 7 – 12)

	Top row =Rounds 1 - 6						Raw	Final
	Bottom row =Rounds 7 – 12						Score	Score
1. Mike O'Reilly	1000	1000	1000	1000	1000	1000		
	1000	1000	1000	999	999	993	11991	9999
2. Alan Mayhew	1000	1000	811	997	1000	1000		
	1000	989	1000	999	991	999	11786	9986
3. Joe Wurts	993	1000	991	1000	1000	991		
	1000	1000	994	1000	953	1000	11922	9978
4. Carl Strautins	990	1000	999	991	1000	1000		
	997	999	994	971	1000	994	11935	9974
5. Matthew Partlett	963	997	1000	991	1000	1000		
	990	1000	991	973	1000	999	11904	9968
6. Steve Keep	1000	991	990	1000	886	963		
	997	999	1000	997	1000	991	11814	9965
7. Tim Kullack	989	997	1000	983	993	991		
	991	993	1000	1000	1000	1000	11937	9965
8. Gregg Voak	977	986	999	991	993	1000		
	989	991	1000	1000	846	1000	11772	9949
9. John Skinner	943	993	1000	960	961	1000		
	1000	1000	996	1000	999	1000	11852	9949
10. Alan Lowe	1000	999	990	1000	506	984		
	983	996	997	1000	800	990	11245	9939
11. Nick Chabrel	994	991	997	991	892	990		
	996	997	997	980	852	997	11674	9930
12. Gerry Carter	981	8990	997	987	993	999		
	960	960	1000	994	989	997	11847	9927
13. Marcus Stent	1000	1000	936	991	991	854		
	1000	863	993	999	1000	996	11623	9906
14. Brad Wilman	1000	993	991	999	907	931		
	993	996	997	1000	865	991	11663	9891
15. Darrel Blow	909	999	991	981	724	997		
(1st Advanced)	981	1000	1000	941	991	997	11511	9878
16. Michael Abraham	891	1000	996	996	1000	557		
	1000	997	946	999	963	956	11301	9853
17. Max Kroger	1000	993	973	996	1000	986		
	867	993	924	987	797	1000	11516	9852
18. Scott Lennon	1000	1000	976	1000	977	996		
	935	727	991	989	974	944	11509	9847
19. Daniell Haskell	1000	991	994	994	991	989		
	993	996	861	840	891	991	11531	9830
20. Stephen Boag	987	979	983	974	799	994		
	986	984	830	999	987	954	11456	9827
21. Jim Houdalakis	679	999	979	999	864	821		
	996	991	1000	997	948	979	11252	9752
22. T Arvanitakis	865	990	1000	986	837	997		
	789	984	999	999	938	987	11371	9745
23. Grant Lewis	986	979	983	986	690	1000		
	989	989	871	897	986	941	11297	9736
24. Tim Mellor	1000	547	984	999	984	722		
	1000	854	947	989	991	976	10993	9724
25. Trevor Schultz	994	986	983	991	603	956		

	983	986	805	990	874	974	11125	9717
26. David Pratley	825	983	597	990	989	928		
	971	993	987	1000	872	1000	11135	9713
27. Bernie Sizer	805	974	990	940	991	1000		
	990	1000	690	1000	846	979	11205	9710
28. Don Berry	760	726	697	996	999	1000		
	1000	984	989	983	974	984	11092	9669
29. Jamie Nancarrow	961	977	976	990	711	984		
	980	782	821	997	977	1000	11156	9663
30. Gregg Potter	993	986	986	990	810	989		
	675	694	989	980	954	960	11006	9637
31. Graham Norman	822	989	976	971	737	993		
	810	987	1000	997	983	847	11112	9565
32. Chris Staats	716	790	955	886	983	993		
	809	990	993	937	989	1000	11041	9535
33. Mike Richardson	816	1000	996	974	847	966		
(1st Novice)	951	989	966	990	844	820	11159	9510
34. Ian Roach	844	867	1000	870	667	963		
	989	983	983	1000	890	965	11021	9510
35. Brett Anthony	997	823	1000	987	969	848		
	859	709	983	994	811	983	10963	9443
36. Brian Lindsay	986	963	993	964	688	913		
	913	997	996	993	724	667	10797	9442
37. Florian Lindner	744	970	967	991	769	986		
	838	693	997	994	859	957	10765	9328
38. Jack Murphy	791	986	991	999	893	997		
	991	650	720	984	788	870	10660	9290
39. Garry Whitfield	930	970	970	977	984	744		
	984	980	723	783	805	896	10654	9184
40. Guy Brand	838	970	970	977	984	744		
	984	980	723	783	805	896	10654	9184
41. Rebecca Richards	905	964	987	846	943	844		
	585	981	777	977	729	950	10488	9174
42. Simon Morris	831	959	714	969	893	818		
	841	851	997	958	859	977	10667	9135
43. Chris Adams	613	983	950	613	991	979		
	989	1000	0	0	1000	1000	9118	9118
44. Mike Reynell	894	861	1000	1000	813	805		
	887	1000	628	968	883	505	10242	9111
45. Michael Taylor	648	991	983	775	813	745		
	993	834	984	963	757	618	10104	8838
46. Bruce Nye	646	599	983	857	994	949		
	0	987	811	1000	904	0	8730	8730
47. Roy Calnan	994	659	973	994	758	608		
	749	677	931	794	865	957	9959	8692
48. Manny Stouppos	804	973	552	984	765	576		
	953	964	468	801	861	881	9582	8562
49. Geoff Hungerford	834	939	851	913	838	673		
	797	953	773	810	846	627	9854	8554
50. Brian Hamilton	572	648	830	827	666	767		
	909	976	984	768	934	780	9661	8441
51. Ron Benton	702	821	958	1000	859	989		
	993	717	565	810	0	0	8414	8414
52. Paul Gibson	956	756	539	981	887	811		
	966	933	594	889	714	527	9285	8219
53. Hutton Oddy	688	756	539	981	887	811		
	966	933	594	889	714	527	9285	8219
54. Jim McDougal	754	914	827	539	691	792		
	527	378	690	983	848	997	8940	8035
55. Geoff Kempster	508	964	937	329	663	548		
	736	990	642	580	696	971	8564	7727
56. Klaus Metzger	577	953	561	852	771	458		
	653	984	666	790	511	771	8547	7578

57. Don Farrar	691	345	863	894	539	442		
	604	802	612	671	611	783	7857	7070
58. Peter White	390	670	963	923	516	0		
	0	881	650	714	758	0	6465	6465
59. Ian Avery	337	466	587	531	164	200		
	773	416	630	480	411	430	5425	5061
60. Chris Tank	997	999	990	989	0	0		
	0	0	0	0	0	0	3975	3975

Landing Competition 1. Mike O'Reilly 2. Alan Mayhew 3. Joe Wurts
Best Junior Michael Abraham Best First Timer Continuing ??

F3K D. L. G. Competition
(15 Rounds)

1. Joe Wurts	2073	8. Jim Houdalakis	1028
2. Theo Avanitakis	1910	9. David Pratley	708
3. Marcus Stent	1653	10. Alan Mayhew	703
4. Brett Anthony	1478	11. Nicholas Chabrel	333
5. Chris tank	1336	12. Don Farrar	127
6. Brad Wilman	1258	13. Gregg Voak	77
7. Hutton Oddy	1032		

2008/2009 LSF Australia Executive

President	Marcus Stent	Secretary	Brad Wilman	Treasurer	David Hobby
Comm. Member	Bruce Nye	Public Off.	Brett Anthony	Webmaster	Chris Adams

32nd L.S.F. Tournament – 6-8 June 2009
Jerilderie, N.S.W.

Task A – 10 in 12, drop 1 round

	Rd 1	Rd 2	Rd 3	Rd 4	Rd 5	Rd 6	Rd 7	Raw Score	Final Score	
1. Carl Strautins **E**	993	1000	1000	1000	1000	1000	1000	6993	6000	
2. Joe Wurts	1000	1000	999	1000	1000	994	1000	6993	5999	(NZ)
3. Mike O'Reilly	1000	999	1000	979	999	1000	999	6976	5997	
4. Jim Houdalakis	1000	1000	999	999	999	999	999	6995	5996	
5. Darrel Blow	999	997	997	999	986	1000	1000	6978	5992	
6. David Hobby	999	994	999	999	986	1000	1000	6977	5991	
7. Steve Keep	999	994	1000	999	1000	997	986	6975	5989	
8. Alan Mayhew	999	996	1000	1000	994	1000	991	6980	5989	
9. Theo Arvanitakis	1000	999	993	994	994	1000	864	6844	5980	
10. Thomas Cooke	996	999	990	1000	991	997	997	6970	5980	(USA)

11. Brian Ford	989	984	1000	999	996	1000	996	6964	5980	
12. Jamie Nancarrow	989	1000	994	986	1000	997	1000	6966	5980	
13. Brad Wilman	1000	1000	989	987	997	994	993	6960	5973	
14. Nick Chabrel	993	994	994	993	996	1000	933	6903	5970	
15. Gerry Carter	987	1000	946	984	1000	999	999	6915	5969	
16. Matt Lowe	1000	1000	980	999	1000	989	756	6724	5968	
17. Matthew Partlett	991	1000	990	970	1000	996	986	6933	5963	
18. Daniel Haskell	993	990	984	993	1000	993	990	6943	5959	
19. David Pratley	973	981	973	996	987	999	994	6903	5930	
20. Gregg Potter **Adv**	983	340	991	984	999	991	979	6267	5927	
21. Marcus Stent	999	1000	0	999	943	991	991	5923	5923	
22. Trevor Schultz	968	990	1000	792	970	1000	989	6709	5917	
23. Tim Lennon	983	810	977	963	1000	989	999	6721	5911	
24. Scott Lennon	954	991	983	994	991	994	883	6790	5907	
25. Stephen Boag	979	981	983	994	999	954	778	6668	5890	
26. Rebecca Richards	994	1000	991	915	997	559	990	6446	5887	
27. Roy Calnan	980	977	987	729	973	976	986	6608	5879	
28. Alan Lowe	147	993	996	973	1000	881	997	6005	5858	
29. Graham Norman	994	993	993	989	914	901	684	6538	5854	
30. Brett Anthony	984	991	960	823	984	999	854	6691	5837	
31. Garry Whitfield	997	857	980	966	790	999	1000	6640	5817	
32. Bernie Sizer	841	991	990	963	979	1000	999	6577	5787	
33. Jeff Irvin	981	993	883	845	939	983	747	6529	5782	
34. Scott Chisholm	993	999	994	845	939	1000	831	6601	5770	NZ
35. Max Kroger	997	959	949	999	924	763	934	6525	5762	
36. Simon Morris	1000	986	976	871	843	993	916	6585	5742	
37. Paul Gibson	974	973	970	977	984	835	716	6429	5713	
38. Chris Adams	991	989	920	911	849	986	837	6483	5646	
39. Brian Hamilton **N**	968	969	990	967	774	617	948	6233	5616	Dubai
40. Ken Fox	993	957	991	844	791	847	947	6370	5579	
41. Michael Taylor	999	914	991	960	771	835	847	6317	5546	
42. Karl Knack	997	999	900	907	926	793	771	5522	6293	
43. Ian Roach	950	966	947	799	830	970	568	5462	6030	
44. Manny Stouppos	726	971	833	816	930	959	923	5432	6158	
45. Evan Bengston	993	856	690	891	797	827	970	5334	6024	
46. Klaus Metzer	991	887	774	789	831	943	731	5215	5946	
47. Geoff Kempster	864	693	746	887	787	977	951	5212	5905	
48. Jim McDougal	931	1000	878	997	801	547	601	5208	5755	
49. Guy Brand	784	707	946	996	763	571	976	5172	5743	
50. Jack Murphy	974	947	920	877	679	593	734	5131	5724	
51. Paul Dumsday	911	851	896	802	781	856	787	5103	5884	
52. Graeme Foster	814	853	874	797	521	947	796	5602	5081	
53. Hutton Oddy	867	878	830	735	786	960	654	5710	5056	
54. Peter White	779	647	803	791	736	951	863	5570	4923	
55. John Blanchard	926	833	661	856	771	757	739	5543	4882	
56. Bruce Nye	0	790	830	919	783	649	706	4677	4677	
57. Ken Stephens	634	703	844	747	761	501	683	4873	4372	
58. Mark Stone	883	223	597	651	605	548	883	4390	4167	
59. Don Farrar	783	674	626	681	645	570	511	4490	3979	
60. Warren Lewis	504	661	779	633	530	517	644	4268	3764	
61. Terry Passalaqua	604	624	406	457	477	770	524	3862	3456	
62. Greg Roper	518	598	591	424	390	564	544	3629	3239	

63. Geoff Hungerford	833	639	761	749	0	0	0	2982	2982
64. Robert Gunn	358	484	517	463	563	320	343	3048	2728
65. Ian Avery	474	434	500	445	531	339	255	2978	2723

CD – Tim Lennon

Perfect Flight- Carl Strautins & Joe Wurts tied with 5 each.

Landing Competition – Darrel Blow, Jim Houdalakis & Mike O'Reilly tied with a Perfect score of 700 Pts from 7 Flights.

Mr Average & Best 1st Timer- Jeff Irvin

1 Minute & Spot Contest:-

1. Nick Chabrell (1.00 & 7 Cm) 2. Joe Wurts (1.00 & 17 Cm) 3. Daniel Haskell (1.02 & 8 Cm)

NEED FOR SPEED Joe Wurts Average Speed 15.2 secs.

F3K (14 Rounds, drop 3 worst)

1. Theo Arvanitakis	10732	5. Matthew Lowe	9613	9. Hutton Oddy	7928
2. Joe Wurts	10613	6. Scott Chisolm	9281	10. David Pratley	5691
3. Brett Anthony	10514	7. Andrew Burns	8678	11. Jeff Irvin	2687
4. Thomas Cook	10434	8. Jim Houdalakis	8328		

2009/2010 LSF Australia Executive

President	Max Kroger	Secretary	Alan Mayhew	Treasurer	Graham Norman
Public Officer	Brett Anthony		Gregg Potter	Web Master	Chris Adams

33rd L.S.F. Tournament – 12–14 June 2010
Jerilderie, N.S.W.

Jerilderie 2010
33rd Annual Thermal Duration Tournament

Directives & Rules

The directives and rules contained below are for use during the LSF annual thermal duration tournament held at the Jerilderie Race Course between 11th to 14th June 2010.

1. Registration

All pilots are required to register in Jerilderie with an LSF nominated representative. Registration requires each pilot showing their:
FAI Card with expiry date 30th June 2010-06-30.
Transmitter certification for all frequencies required to complete the event.
Failure to meet any of these requirements will exclude the pilot from participating in the event.
Registration is preferred between 8pm and 10pm on Friday evening at the Colony Inn. Otherwise pilots may register at the field on Saturday morning prior to commencing the event.

2. Frequencies and Use of Frequency Keys

Frequencies allocated in the draw must be adhered to. A frequency scanner will be in operation for the duration of the event to reduce the possibility of two people operating on one frequency. In the event of an 'incident' and a pilot is deemed to be at fault, they will be liable for any resultant damage. The pilot may also be excluded from the remainder of the event. Silvertone 2-inch keys are to be used for all keyboard operations.

3. Model(s)

Pilots are to thoroughly inspect their models just prior to the event and ensure that they are in a fit condition for the contest being flown.

4. Launch Equipment

Pilots are to inspect their launching equipment and ensure it is safe to use and in good working

order. Winch drum-enlarging devices (if used) must be firmly secured so that they will not 'fly' off the drum under any circumstances.

5. Flying

Pilots are requested to use aerodynamic braking to lose excessive height instead of high speed passes over the field. If requested by the Contest Director (CD) the pilot will follow the instructions issued to all pilots or specifically issued to the individual pilot(s). This also includes requests to land immediately if unforseen circumstances arise.

Flying over the pits/flight-line under **10m is prohibited**. The CD has the right to exercise punitive measures to enforce compliance.

Pilots flying outside of the advertised time for the contest are to fly to MAAA safety guidelines.

The Jerilderie Racecourse has been booked by the LSF for additional flying only for Friday 5th June.

6. Australian Open Thermal Rules Apply Except where superceeded by Local Rules.

Also refer to additional local rules for this event outlined below.

LOCAL RULES

6.1 150 metre winch line rule is required.

6.2 Hand Tow is to be 150.00m.

6.3 Flight timing is to stop when any part of the model touches the ground or any object touching the ground.

6.4 New landing tapes to be used with first 2 meters from center graduated in 200mm increments. Scoring for first 2m to be incremented at 1 point per 200mm, 100 to 90 for first 2.0meters from the “spot”

6.5 Two models are permitted during the working time of each pilot. This rule is a variation/adaptation of the current F3J rules. It is now possible to still score in a working time period even if a pilot causes his own 'zero score' such as a model breaking on launch. The use of a second model is only possible when there are no situations that the pilot has obstructed in any form other competitor(s) from achieving their own attempt.

6.6. Launch Penalty. A team may only launch a team member’s model for the first launch attempt when they have a person positioned behind their turn-around who is solely dedicated to their team. Their responsibility is to clear any line problems that may result from the launch. The pilot will incur a 100 point penalty if a breach of this rule occurs. A penalty will not occur if the helper is engaged in clearing a line after the first launch attempt and still involved in this activity when 'his' team makes a second launch.

6.7 Landing. No penalty for landing outside 100m from the designated landing area assigned to the event.

6.8. Timing.

Teams are solely responsible for their own timing.

A zero score will be recorded if there is a timing failure. No re-flight will be issued. Flight time ends when: The model becomes obscured from view. The model or any part thereof touches the ground or any object attached to the ground. Working time ends after 12.0mins. (regardless if the model is still in flight).

6.9 Two way low power transceivers. Low power two way radios are permitted. Typically radios of less than 300mw and on UHF frequency ie 'Dick Smith' brand CB units are suitable.

6.10 Battery Rule. Winch power source shall be a flat plate 12-volt lead/acid battery. Batteries will comply with the following; the maximum sum of the length, breadth and height of the battery is 625mm (not including mounting or fixing mouldings). No modification to the battery casing is allowed.

6.11 Hand Launch Glider (HLG).
HLG will be flown within the 3-day event with a minimum of 3 rounds to be completed.
Pilots are responsible for organisation a timer / score keeper for this event.

6.12. Perpetual Trophies.
Could all pilots please return any perpetual trophies and deliver them **to Alan Mayhew on day 1 - Saturday**

6.13 Competitors to adhere to the winch rules. (15mOhm resistance max.)

10 Minute Flight & Spot landing) - (14 Rounds, drop 2)

	Name	Class	Raw Score	Final Score	1st Row, Rounds 1 - 7						
					2nd Row, Rounds 8 - 14						
1	Wurts, Joe	E	13996	12000	1000	999	1000	1000	1000	997	1000
					1000	1000	1000	1000	1000	1000	1000
2	Hobby, David	E	13458	11957	980	996	996	997	1000	1000	989
					1000	1000	1000	764	1000	737	999
3	Strautins, Carl	E	13742	11954	994	931	1000	1000	857	1000	997
					997	997	974	999	996	1000	1000
4	Chabrel, Nick	E	13571	11920	719	996	1000	953	932	994	999
					999	999	997	994	999	993	997
5	Arvanitakis, Theo	E	13236	11903	997	983	715	618	966	1000	996
					993	999	996	1000	981	999	993
6	Skinner, John	E	13491	11870	1000	1000	1000	991	811	921	1000
					987	990	997	810	997	1000	987
7	Lowe, Matt	E	13381	11799	909	991	1000	1000	697	919	997
					996	1000	994	999	1000	994	885
8	O'Reilly, Mike	E	13280	11784	1000	723	994	1000	913	1000	996
					977	994	1000	1000	773	914	996
8	Partlett, Matthew	E	13305	11784	857	999	678	991	843	970	994
					997	987	1000	990	1000	1000	999
10	Ford, Brian	E	13290	11756	819	1000	994	715	1000	994	870
					984	997	990	931	999	1000	997
11	Mayhew, Alan	E	13269	11743	958	833	994	788	1000	991	1000
					996	997	997	981	1000	996	738
12	Houdalakis, Jim	E	13028	11597	669	762	941	849	1000	1000	958
					1000	997	1000	861	997	994	1000
13	Smith, Eric	A	12332	11520	300	688	960	512	936	957	1000
					1000	997	1000	1000	991	1000	991
14	Nancarrow, Jamie	E	12928	11495	989	804	996	759	674	984	869
					993	986	993	889	996	1000	996
15	Wilman, Brad	E	12748	11488	956	1000	991	909	997	698	609
					990	651	987	993	1000	980	987
16	Rudgley, Bjorn	E	12619	11382	1000	1000	682	996	984	971	990
					986	555	857	760	997	984	857
17	Stent, Marcus	E	12933	11377	832	829	994	1000	727	943	1000
					931	999	997	986	882	862	951
18	Lowe, Alan	E	12678	11367	991	573	891	806	874	738	990
					996	999	987	927	1000	915	991
19	Kroger, Max	E	12385	11326	819	990	973	624	817	876	897
					997	999	991	987	989	991	435
20	Barrenger, Chris	E	12727	11288	817	1000	953	761	905	678	996
					981	941	981	796	932	997	989
21	Sizer, Bernie	A	12497	11195	750	996	814	988	954	869	987
					552	991	990	774	996	915	921
22	Anthony, Brett	A	12488	11172	681	976	697	974	1000	990	1000
					999	997	999	695	855	990	635

23	Blow, Darrel	E	12430	11165	996	659	606	915	994	994	978
					973	999	993	747	997	758	821
24	Keep, Steve	E	12520	11152	1000	766	696	889	880	941	989
					1000	989	994	672	768	936	1000
25	Pedder, Joel	N	12274	11050	905	728	991	504	795	720	989
					983	993	983	729	973	984	997
26	Woodward, Colin	N	11765	11016	87	692	997	679	864	662	996
					987	1000	989	997	887	978	950
27	Potter, Greg	E	11532	10915	762	683	948	617	827	785	981
					0	991	970	1000	974	994	1000
28	Pratley, David	A	12224	10893	799	778	989	745	947	823	835
					749	990	989	586	999	999	996
29	Whitfield, Garry	A	12078	10867	753	954	1000	706	505	820	868
					951	991	851	889	990	913	887
30	Carter, Gerry	E	11851	10806	624	980	993	513	656	813	981
					991	951	977	897	944	999	532
31	Lennon, Scott	E	11883	10751	835	1000	602	997	830	807	530
					994	984	997	621	709	997	980
32	Adams, Chris	E	11897	10707	690	993	841	1000	824	611	771
					977	932	993	872	943	871	579
33	Roach, Ian	A	11697	10575	980	980	525	991	597	639	754
					989	991	990	617	993	948	703
34	Boag, Stephen	E	11390	10455	976	654	884	552	883	856	973
					383	751	971	613	967	938	989
35	Taylor, Michael	A	11271	10377	719	1000	979	973	721	738	685
					597	907	973	1000	297	847	835
36	Morris, Simon	E	11381	10297	784	540	661	957	877	690	821
					544	989	990	989	999	990	550
37	Murphy, Jack	E	11318	10188	760	533	657	989	797	731	769
					989	986	981	900	996	633	597
38	Fox, Ken	A	11294	10176	708	1000	523	996	595	728	989
					1000	980	976	616	718	703	762
39	Lennon, Tim	A	11337	10168	542	684	795	991	633	684	725
					854	1000	993	870	956	627	983
40	Schultz, Trevor	A	10564	10037	798	997	856	709	742	796	941
					979	778	993	0	772	676	527
41	Kempster, Geoff	A	11175	9978	634	813	563	648	934	791	927
					951	701	855	669	956	809	924
42	Haskell, Daniel	E	10583	9970	695	654	0	993	613	788	710
					990	986	974	624	991	917	648
43	Calnan, Roy	E	10965	9967	706	837	667	414	614	719	963
					990	986	986	772	584	835	892
44	Moorfield, Paul	A	10938	9861	753	596	609	990	879	983	913
					481	614	787	749	986	801	797
45	Norman, Graham	E	10413	9755	504	863	662	734	704	737	819
					994	934	1000	595	963	850	54
46	Gibson, Paul	A	10764	9707	636	852	501	852	661	826	979
					911	983	692	556	967	661	687
47	McDougal, Jim	A	10757	9658	580	723	668	987	988	634	788
					620	955	857	907	941	590	519
48	Stouppos, Manny	A	10391	9464	776	735	460	882	571	597	723
					993	467	984	840	902	716	745
49	Irvin, Jeff	A	9850	9313	849	580	279	682	977	526	536
					815	258	996	623	900	994	835
50	Blanchard, John	A	10127	9297	796	382	554	448	732	689	990
					637	835	954	614	713	790	993
51	Oddy, Hutton	A	10482	9288	648	815	623	670	619	692	575

					976	701	880	841	921	862	659
52	Metzger, Klaus	A	10059	9167	399	977	493	715	533	584	745
					698	991	961	638	826	601	898
53	Richards, Rebecca	A	9780	9120	273	631	387	520	669	931	809
					857	856	990	685	986	633	553
54	Harris, Rick	A	9792	9045	462	878	371	951	695	376	645
					459	931	946	696	887	571	924
55	Farrar, Don	A	9419	8640	710	504	716	275	575	750	729
					763	562	913	610	738	914	660
56	Stone, Mark	N	8763	8383	436	653	580	0	380	490	873
					960	964	950	455	691	613	718
57	Lewis, Warren	N	7929	7582	634	843	463	593	569	454	49
					848	722	298	529	725	769	433
58	Brand, Guy	E	7539	7539	883	983	426	670	854	612	528
					466	994	662	461	0	0	0
59	White, Peter	A	7139	7139	479	0	0	0	0	701	557
					899	908	874	785	660	554	722
60	Claase, Ben	J	6865	6670	279	418	195	471	0	485	464
					379	846	930	645	793	509	451
61	Gunn, Robert	N	4566	4566	301	329	396	263	259	236	632
					419	679	613	439	0	0	0
62	Knack, Karl	E	838	838	728	110	0	0	0	0	0
					0	0	0	0	0	0	0
63	Nye, Bruce	E	806	806	708	98	0	0	0	0	0
					0	0	0	0	0	0	0

CD Tim Lennon Perfect Flight Eric Smith Spot Landing Joe Wurts

F3K (6 Rounds, drop 1)

	Raw Score	Final Score		Raw Score	Final Score
1. Theo Arvanitakis	5649	4943	8. Tim Lennon	3688	3688
2. Brett Anthony	5633	4897	9. Scott Lennon	3929	3542
3. Matt Lowe	5156	4681	10. Colin Woodward	3511	3439
4. Jon Day	4856	4451	11. Chris Barrenger	3082	2660
5. Eric Smith	4613	4146	12. Marcus Stent	2332	2332
6. Jim Houdalakis	4712	4143	13. Hutton Oddy	1743	1743
7. Carl Strautins	4197	3751			

2010/2011 LSF Australia Executive

President	Greg Potter	Secretary	Robert Gunn	Treasurer	Mike O'Reilly
Public Officer	Gerry Carter	LSF Registrar	Simon Morris	Web Master	Chris Adams

34th L.S.F. Tournament – 11-13 June 2011
Jerilderie, N.S.W.
(15 Rounds flown, 2 dropped)

CD's Mike O'Reilly & Gregg Potter

THERMAL	Raw Score	Final Score		Raw Score	Final Score
1. Joe Wurts	14701.2	12998.6	29. Alan Mayhew	12718.8	12005.8
2. Carl Strautins	14479.8	12991.3	30. Karl Knack	13126.3	11893.6
3. Mike Rae	14597.4	12962.5	31. Garry Whitfield	13097.5	11833.3
4. Mike O'Reilly	14743.0	12954.3	32. Darrel Blow	12767.1	11780.8
5. David Hobby	14603.3	12945.7	33. Scott Lennon	12929.6	11766.3
6. Tim Kullack	13826.2	12933.6	34. Chris Adams	13023.6	11680.2

7. Brian Ford	14528.9	12927.0	35. Hugh Blackburn	12483.5	11509.8
8. Marcus Stent	14349.5	12918.5	36. Gerry Carter	12800.0	11506.8
9. Nick Chabrel	14419.2	12847.9	37. Brett Anthony	11913.6	11496.3
10. Matt Lowe	14242.0	12772.2	38. Hutton Oddy	12690.4	11387.6
11.Alan Lowe	14457.0	12767.4	39. Tim Lennon	12573.7	11302.5
12. Bernie Sizer	14309.9	12676.3	40. Daniel Haskell	12512.6	11283.2
13. Bjorn Rudgley	14067.6	12641.7	41. Bruce Nye	12109.8	11010.4
14. Eric Smith	14200.1	12621.5	42. Ken Fox	11356.1	10907.8
15. Theo Arvanitakis	14097.4	12611.3	43. Michael Taylor	11214.9	10776.7
16. Steve Keep	14036.1	12605.8	44. Ian Roach	11705.5	10444.9
16. John Skinner	13882.9	12550.2	45. Klaus Metzer	11201.5	10420.9
18. Jim Houdalakis	13717.0	12513.9	46. Mich Todd	11307.6	10143.4
19. Jamie Nancarrow	13795.3	12436.6	47. Steve Gleeson	10706.6	9736.9
20. Simon Morris	13657.8	12432.0	48. Roy Calnan	10766.2	9692.5
21. Stephen Boag	13480.1	12421.3	49. Don Farrar	10680.2	9685.2
22. David Pratley	13793.4	12362.3	50. Andrew Simpson	10519.5	9585.3
23. Greg Potter	13572.4	12189.0	51. Jim McDougall	10197.7	9206.3
24. Brad Wilman	13431.8	12181.2	52. Robert Gunn	9347.3	8556.8
25. Joel Pedder	13186.1	12129.2	53. Mark Stone	8431.7	8431.7
26. Graham Norman	13368.3	12093.3	54. Bill Kent	9000.1	8318.1
27. Paul Gibson	13154.1	12057.4	55. Warren Lewis	8153.2	7748.3
28. Matthew Partlett	13202.8	12011.3			

F3K	Raw Score	Final Score		Raw Score	Final Score
1. Joe Wurts	5994.6	5994.6	7. Steve Keep	5565.4	4994.2
2. Brett Anthony	6676.8	5834.7	8. Mitch Todd	5074.7	4758.9
3. Marcus Stent	6018.9	5680.0	9. Jim Houdalakis	4744.5	4335.2
4. Theo Arvanitakis	6114.3	5588.0	10. Hutton Oddy	4279.7	3911.3
5. Matt Lowe	6146.2	5391.8	11. Scott Lennon	4208.0	3786.9
6. Hugh Blackburn	5296.7	5189.2	12. Tim Lennon	3905.0	3695.7

Landing Points Score 1. Joe Wurts 2. Mike O'Reilly 3. Eric Smith
Perfect Flight Fly-Off: Joe Wurts –V- Alan Mayhew Winner – Joe Wurts
Best: **Expert -** Joe Wurts **Advanced -** Joel Pedder **Novice/First Timer** - Hugh Blackburn
(Kudos to Joe Wurts for staying on afterwards and conducting a forum/clinic for those willing to hang around. He had 20 or so pilots captivated for 1/2 hr with a great mix of theory, intuition and demonstration.)

2011/2012 LSF Australia Executive

President	Greg Potter	Secretary	Robert Gunn	Treasurer	Mike O'Reilly
Public Officer	Gerry Carter	LSF Registrar	Simon Morris	Web Master	Chris Adams

35th L.S.F. Tournament – 9 – 11 June 2012
Jerilderie, N.S.W.

THERMAL 14 Rounds, drop 2.

Rank	Name	Class	Raw Score	Final Score	Rank	Name	Class	Raw Score	Raw Score
1	Strautins, Carl	E	13873.7	11991.4	27	Adams, Chris	A	13230.3	11756.3
2	Wurts, Joe	E	13975.7	11990.0	28	Roach, Ian	S	12889.2	11722.0
=3	O'Reilly, Michael	E	13894.5	11975.6	29	Pedder, Joel	A	13123.2	11627.8
=3	Sizer, Bernie	A	13586.3	11975.6	30	Murphy, Jack	S	13006.3	11616.0
5	Stent, Marcus	E	13820.8	11974.3	31	Moorfield, Paul	S	13104.2	11613.6

6	Chabrel, Nick	E	13806.8	11965.6	32	Blackburn, Hugh	A	12976.6	11610.6
7	Griffin, David	E	13820.4	11962.6	33	Rudgley, Bjorn	E	13261.2	11580.3
8	Lowe, Matt	E	13731.9	11958.6	34	Stone, Mark	S	12837.9	11499.8
9	Klintworth, Conrad	E	13913.7	11957.0	35	Taylor, Michael	S	12863.2	11487.0
10	Hobby, David	E	13924.1	11952.7	36	Norman, Graham	A	12605.9	11484.2
11	Arvanitakis, Theo	E	13606.4	11945.5	37	Haskell, Daniel	A	13020.1	11413.2
12	Houdalakis, Jim	E	13575.4	11937.0	38	Metzger, Klaus	S	12509.2	11311.0
13	Potter, Greg	A	13732.0	11925.4	39	Carter, Gerry	A	12553.4	11283.7
14	Wilman, Brad	E	13773.7	11919.8	40	Woodward, Colin	A	12477.4	11271.4
15	Todd, Mitch	S	13536.1	11915.6	41	Whitfield, Garry	A	12617.5	11147.2
16	Morris, Simon	A	13818.0	11904.1	42	Simpson, Andrew	S	12306.4	11086.5
17	Nancarrow, Jamie	E	13855.3	11902.6	43	Kempster, Geoff	S	12006.0	10782.3
18	Lennon, Tim	A	13501.6	11872.7	44	Farrar, Don	S	11737.8	10678.7
=19	Oddy, Hutton	S	13433.2	11862.5	45	McDougall, Jim	S	11780.1	10662.9
=19	Pratley, David	A	13451.2	11862.5	46	Nye, Bruce	S	11268.0	10283.8
21	Keep, Steve	E	13313.7	11847.7	47	Gunn, Robert	S	11344.9	10176.1
22	Lennon, Scott	A	13272.8	11818.2	48	Lewis, Waren	S	10954.6	10127.3
23	Dupuche, Tom	A	13348.4	11806.8	49	Brand, Guy	S	10764.7	9723.2
24	Mayhew, Alan	E	13180.1	11789.5	50	Kusiak, Ziggy	S	10806.3	9715.3
25	Lowe, Alan	E	13396.3	11780.6	51	Gibson, Paul	A	2962.7	2962.7
26	Blow, Darrel	A	13211.7	11772.5	52	Passalaqua, Terry	S	1467.7	1467.7

Landing Competition-F3K	1. Joe Wurts %	2. Carl Strautins	3. Bernie Sizer %
1. Joe Wurts NZ	100.0	6. Jim Houdalakis	90.81
2. Hugh Blackburn	96.82	7. Matt Lowe	64.44
3. Conrad Klintworth	97.48	8. Hutton Oddy	62.09
4. Marcus Stent	95.15	9. Chris Adams	6101
5. Tim Lennon	93.73	10. Brad Wilman	22.61

A Nostalgia glider event for models 1990 and prior was scheduled to be run, but lapsed through lack of interest.

2012/2013 LSF Australia Executive

President	Jack Murphy	Secretary	Alan Lowe	Treasurer	Don Farrar
Public Officer	Gerry Carter	LSF Registrar & Web Master			Chris Adams

(At the 2012 AGM it was decided to allow for 1 Dropper in every 8 Rounds in 2013)

36th L.S.F. Tournament – 8 - 10 June 2013
Jerilderie, N.S.W.
(15 Rounds – Drop 1)

Scores	Final	Raw		Final	Raw
1 Wurts, Joe	E 13998.569	14995.708	30 Roach, Ian	A 13220.712	13750.124
2 Lowe, Matt	E 13988.549	14984.257	31 Warman, Clive	S 13173.079	13763.079
3 Strautins, Carl	E 13987.128	14979.954	32 Spain, David	S 13112.747	13789.006
4 Chabrel, Nick	E 13964.209	14955.638	33 Lennon, Tim	A 13110.447	13678.401
5 Hobby, David	E 13964.197	14951.303	34 Blow, Darrel	E 13090.851	13841.924
6 Griffin, David	E 13949.894	14941.298	35 Gibson, Paul	S 13064.222	13727.502
7 Sizer, Bernie	E 13941.317	14902.468	36 Kempster, Geoff	A 13020.145	13456.483
8 Mayhew, Alan	E 13941.302	14720.672	37 Adams, Chris	A 13002.684	13409.070
9 Arvanitakis, Theo	E 13935.620	14872.583	38 Whitfield, Garry	A 12954.253	13604.253
10 Houdalakis, Jim	E 13925.155	14876.514	39 Woodward, Colin	A 12857.274	13497.562
11 Ford, Brian	E 13848.216	14620.748	40 Morris, Simon	A 12771.310	12771.310
12 O'Reilly, Mike	E 13836.256	14705.884	41 Irvin, Jeff	S 12667.951	13141.485
13 Haskell, Daniel	A 13816.966	14639.570	42 Merryweather, Brad	S 12564.227	12689.048
14 Rudgley, Bjorn	E 13803.377	14358.773	43 Norman, Graham	A 12497.845	12881.250
15 Dupuche, Tom	E 13800.856	14530.470	44 Stone, Mark	S 12471.895	13020.096
16 Meester, Eddie	S 13798.198	14596.759	45 Simpson, Andrew	S 12462.888	12786.207
17 Ginder, Ross	E 13757.626	14471.295	46 Moorfield, Paul	A 12373.167	12976.045

18 Pratley, David	E 13749.474	14559.546	47 Boag, Stephen	A 12179.059	12179.059
19 Carter, Gerry	A 13660.249	14438.504	48 Fox, Ken	A 11944.869	12523.286
20 Knack, Karl	S 13649.489	14160.219	49 Lewis, Warren	S 11942.464	12508.367
21 Stent, Marcus	E 13612.383	14263.313	50 Blackburn, Hugh	A 11854.623	12405.410
22 Lennon, Scott	A 13600.897	14386.093	51 Gunn, Robert	S 11826.639	12160.925
23 Bengston, Evan	A 13595.225	14278.606	52 Taylor, Michael	A 11669.397	12195.863
24 Nye, Bruce	S 13574.025	14123.665	53 Metzger, Klaus	S 11588.756	12147.495
25 Lowe, Alan	E 13566.440	14273.261	54 Farrar, Don	S 11047.427	11602.506
26 Meyer, Andrew	S 13487.868	14229.988	55 Kusiak, Ziggy	S 11014.674	11274.471
27 Potter, Greg	E 13417.183	14003.143	56 Brand, Guy	S 10627.416	10877.416
28 Murphy, Jack	A 13384.512	14199.698	57 Hungerford, Geoff	S 10376.487	10714.112
29 Oddy, Hutton	A 13341.206	14013.595	58 Passalaqua, Terry	S 10016.659	10412.074

F3K

1 Joe Wurts	7961	5 Dave Griffin	7049	Perfect Flight	Nick Chabrel
2 Marcus Stent	7859	6 Hutton Oddy	5993	Landing Champ.	Joe Wurts
3 Hugh Blackburn	7316	7 Greg Potter	4403		
4 Tim Lennon	7211	8 David Pratley	2310		

F3J World Championship Team: Matt Lowe Carl Strautins Nick Chabrell

2013/2014 LSF Australia Executive

President	Jack Murphy	Secretary	Alan Lowe	Treasurer	Don Farrar
Public Officer	Gerry Carter	LSF Registrar & Web Master			Chris Adams

37th L.S.F. Tournament – 7 – 9 June 2014 - Jerilderie, N.S.W.

(At the 2013 AGM, it was decided that ALL scores would count for the 2014 event in which 15 Rounds were flown for the 2nd year in a row.

(Note- If 'dropped scores had been utilised, 2nd place would have been 1st.)

CD: Alan Lowe

1	Strautins, Carl	E	14551.66	32	Watkins, Rod	A	12736.73
2	Lowe, Matt	E	14536.92	33	Ford, Brian	E	12709.19
3	Todd, Mitch	E	14414.19	34	Gibson, Paul	A	12598.54
4	Sizer, Bernie	E	14388.14	35	Stone, Mark	S	12513.64
5	Knack, Karl	A	14312.15	36	Spain, David	S	12507.96
6	Stent, Marcus	E	14291.58	37	Nye, Bruce	A	12366.15
7	Houdalakis, Jim	E	14258.40	38	Roach, Ian	A	12363.74
8	O'Reilly, Michael	E	14161.71	39	Taylor, Michael	S	12356.96
9	Hobby, David	E	14073.99	40	Whitfield, Garry	A	12296.06
10	Keep, Steve	E	14023.82	41	Long, Frank	S	12287.70
11	Moorfield, Paul	A	13916.70	42	Metzger, Klaus	S	12240.76
12	Chabrel, Nick	E	13873.75	43	Blow, Darrel	A	12217.70
13	Haskell, Daniel	E	13845.63	44	Fox, Ken	S	12143.60
14	Carter, Gerry	E	13844.05	45	Murphy, Jack	A	11952.54
15	Adams, Chris	A	13841.36	46	Kusiak, Ziggy	S	11891.76
16	Mayhew, Alan	E	13682.41	47	Christian, Ben	S	11766.84
17	Meester, Eddie	E	13679.78	48	Warman, Clive	A	11723.55
18	Meyer, Andrew	A	13646.07	49	Potter, Greg	E	11698.07
19	Lennon, Scott	A	13586.73	50	Brand, Guy	S	11690.35
20	Blackburn, Hugh	A	13548.03	51	Calnan, Roy	S	10955.54
21	Arvanitakis, Theo	E	13488.88	52	Simpson, Andrew	S	10716.36
22	Barrenger, Chris	A	13359.16	53	Fraser, Neil	S	10344.64
23	Dupuche, Tom	E	13307.84	54	Norman, Graham	A	9633.536
24	Boag, Stephen	A	13269.58	55	McDougall, Jim	S	9533.042
25	Lowe, Alan	A	13246.35	56	Ryan, Gary	S	9449.964

26	Rudgley, Bjorn	E	13163.52	57	Seyfang, Mike	S	9432.859
27	Morris, Simon	A	13004.87	58	Gunn, Robert	S	9244.351
28	Pratley, David	E	12893.37	59	Merryweather, Brad	S	9087.782
29	Woodward, Colin	A	12884.94	60	Stouppos, Manny	S	8702.613
30	Oddy, Hutton	A	12837.11	61	Lewis, Warren	S	7893.586
31	Lennon, Tim	A	12763.97				

Landing Points: Marcus Stent 1459 Carl Strautins 1458 Theo Arvanitakis 1448
Perfect Round Fly-Off: Tom Dupuche
(Note: 6 entrants achieved the perfect flight, one of them achieved it twice).
Sadly, NO Juniors attended the tournament.

F3K (9 Rounds, Drop 1)

1. Hugh Blackburn	7854.2	4. Tim Lennon	5851.9
2. Marcus Stent	7584.5	5. Neil Fraser	5138.0
3. David Pratley	6312.1		

2014/2015 LSF Australia Executive

President Brian Ford Secretary Kevin Smeaton Treasurer Dave Spain
Public Officer Gerry Carter LSF Registrar & Web Master Chris Adams

38th L.S.F. Tournament – 6 – 8 June 2015 - Jerilderie, N.S.W.

(15 rounds for 3rd consecutive year – NO droppers as per a 2014 AGM decision)

1. Joe Wurts E	14984.3	21. Gerry Carter	14299.2	41. Ben Christian	13091.9
2. Carl Strautins	14957.0	22. Tom Dupuche	14270.8	42. Terry Passalaqua	12946.2
3. Matt Lowe	14947.0	23. Mitch Todd	14227.2	43. Robert Wilson	12942.1
4. David Griffin	14934.0	24. Chris Barrenger	14219.1	44. Darrel Blow	12848.6
5. Mike O'Reilly	14780.4	25. Scott Lennon	14109.6	45. Don Farrar	12497.9
6. Theo Arvanitakis	14744.3	26. Stephen Boag	14089.1	46. Jack Murphy	12458.6
7. Bernie Sizer	14716.0	=27. Greg Potter	14082.5	47. Klaus Metzger	12388.9
8. Steve Keep	14716.0	=27. Chris Adams	14082.5	48. Graeme Foster	12382.7
9. Kevin Botherway	14711.5	29. Simon Hafner	13771.1	49. David Spain	12191.6
10. Jim Houdalakis	14671.4	30. Paul Moorfield	13632.7	50. Guy Brand	12010.4
11. Nick Chabrel	14574.6	31. Mark Stone	13603.3	51. Ziggy Kusiak	11093.7
12. Daniel Haskell	14507.7	32. Michael Taylor	13606.2	52. Frank Long	11819.6
13. Brian Ford A	14454.0	33. Ken Fox	13591.9	53. Paul Gibson	11676.2
14. Hugh Blackburn	14398.6	34. David Pratley	13426.6	54. Graham Norman	11671.1
15. David Hobby	14392.9	35. Geoff Kempster	13383.4	55. Warren Lewis	10535.4
16. Marcus Stent	14372.4	36. Simon Morris	13289.2	56. Ian Faulkner	10243.5
17. Karl Knack	14563.9	37. Jamie Nancarrow	13253.1	57. Ian Roach	9766.6
18. Bjorn Rudgley	14332.8	38.Garry Whitfield	13205.3	58. Andrew Simpson	7957.5
19. Clive Warman S	14328.8	39. Robert Gunn	13143.2		
20. Alan Mayhew	14302.0	40. Hutton Oddy	13103.3		

Note: Only 7 of the 58 contestants utilised the 36Mhz band.
Landing Points: Joe Wurts 1477 David Hobby 1474 Carl Strautins 1470
F3K 1. Joe Wurts NZ 2. Marcus Stent 3. Kevin Botherway NZ

2015/2016 LSF Australia Executive

President Brian Ford Secretary Kevin Smeaton Treasurer Dave Spain
Public Officer Gerry Carter LSF Registrar & Web Master Chris Adams

39th L.S.F. Tournament – 11 – 13 June 2016 - Jerilderie, N.S.W.

Thermal **13 Rounds, No droppers** (with 2 droppers, 3rd place would have won)

1. Carl Strautins E	12951.2	22. Andrew Meyer	11784.3	43. Michael Taylor	10740.1
2. Kevin Botherway	12976.3	23. Steve Keep	11701.6	44. Mal Baxter	10659.2
3. Joe Wurts	12697.0	24. Dave Milward S	11663.0	45. Chris Barrenger	10631.9
4. David Griffin	12579.0	25. Karl Knack	11624.6	46. David Spain	10612.1
5. John Shaw	12478.9	26. Don Woodward	11587.3	47. Frank Long	10216.5

6. Jamie Nancarrow	12724.4	27. Hutton Oddy	11554.2	48. Guy Brand	9935.8
7. Bjorn Rudgley	12427.7	28. Mike O'Reilly	11551.1	49. Warren Lewis	9761.0
8. Theo Arvanitakis	12341.3	29. Jim Houdalakis	11508.2	50. Paul Gibson	9739.0
9. Peter Williams	12279.9	30. Trevor Schultz	11476.9	51. Terry Passalaqua	9424.6
10. Scott Lennon	12200.2	31. Hugh Blackburn	11455.9	52. Bob Wilson	9330.8
11. Marcus Stent	12165.4	32. Bernie Sizer	11440.9	53. Ian Roach	9291.3
12. Simon Morris	12122.0	33. Mark Stone	11318.1	54. Jack Murphy	9177.0
13. Clive Warman A	12068.3	34. Daniel Haskell	11241.3	55. Darrel Blow	9142.6
14. Nick Chabrel	12008.5	35. Ken Fox	11215.0	56. Bill Kent	8883.0
15. Gerry Carter	11998.3	36. Matt Lowe	11183.7	57. Chris Zimmerman	8693.5
16. David Pratley	11953.6	37. Brad Merryweather	11170.1	58. Don Farrar	8478.2
17. Tom Dupuche	11901.4	38. Klaus Metzer	11114.4	59. Len Drabble	8180.9
18. Garry Whitfield	11892.5	39. Alan Mayhew	11102.1	60. Ian Faulkner	7314.1
19. Jamie Cannon	11882.0	40. Greg Potter	10994.3	61. Graham Norman	7148.7
20. Paul Moorfield	11810.1	41. Colin Woodward	10904.5	62. Brian Ford	705.4
21. John Tonks	11807.1	42. Andrew Simpson	10794.6		

Landing Points

1. Nick Chabrel 1281 2. Simon Morris 1259 3. Kevin Botherway 1255

Perfect Score Matt Lowe – 12 Perfect scores were recorded by a total of 8 flyers.

Best First Timer: John Shaw NZ

F5J Trial 6 Rds, drop 1

1. Joe Wurts	4940.9	11. Scott Lennon	4026.3	21. Marcus Stent	3316.1
2. Kevin Botherway	4866.8	12. Steve Keep	4014.6	22. Ian Faulkner	3061.8
3. David Griffin	4822.1	13. Peter Williams	4007.7	23. Alan Mayhew	3003.9
4. John Tonks	4673.9	14. David Spain	3889.1	24. Gary Ryan	2534.2
5. Clive Warman	4641.0	15. Hutton Oddy	3781.1	25. Bill Kent	2522.1
6. Ken Fox	4499.0	16. Gregg Potter	3587.2	26. W. Grindlestone	2311.7
7. John Shaw	4206.9	17. Bob Wilson	3549.3	27. Russell Wiltshire	1962.2
8. Colin Woodward	4109.2	18. Jack Murphy	3562.4	28. Jim Houdalakis	1445.8
9. David Pratley	4059.6	19. Paul Gibson	3426.8	29. Don Farrar	1412.6
10. Klaus Metzer	4041.5	20. Len Drabble	3397.8		

F3K 8 Rds, drop 1

1. Jamie Cannon	6667.4	5. Marcus Stent	5761.3	9. Clive Warman	2441.5
2. Peter Williams	6514.2	6. Hugh Blackburn	5563.9	10. John Shaw	785.1
3. Joe Wurts	6378.8	7. Dave Milward	5555.7	11. David Griffin	379.6
4. Kevin Botherway	6154.7	8. Jon Day	2787.0		

2016/2017 LSF Australia Executive

President/Secretary	Mike O'Reilly	Treasurer	William Kent
Public Officer	Gerry Carter	LSF Registrar & Web Master	Chris Adams

Sept 2016 – LSF Aus to instigate a National Thermal League event to be called AUSTOUR. It will be comprised of the following 2+ day competitions:

Wentworth/Mildura Open, Oct 2016 **Victorian State Championships, Horsham Dec 2017**
Armidale Expo, Armidale, Jan 2017 **Milang F3J, South Aus, Mar 2017**
LSF Tournament Jerilderie, Jun 2017
The BEST 3 results will determine the winner, announced following the Jerilderie event.

40th L.S.F. Tournament – 10 – 12 June 2017 - Jerilderie, N.S.W.

Thermal Duration 13 Rounds, No Dropper

1	MEYER, Andrew	E	12940	23	SCHILLING, Jan	S	11953	45	BLOW, Darrel	A	11210.3
2	TODD, Mitch	E	12926.9	24	BLACKBURN, Hugh	A	11945.9	46	MORRIS, Simon	E	11203.1
3	KEEP, Steve	E	12918.5	25	WHITFIELD, Garry	S	11925.7	47	SPAIN, David	A	11031.3
4	STENT, Marcus	E	12860.8	26	MAYHEW, Alan	E	11884.4	48	NATTA, Andrew	S	10900.3
5	ARVANITAKIS, Theo	E	12791.2	27	FOX, Ken	A	11877.7	49	ROACH, Ian	A	10858.1
6	RUDGLEY, Bjorn	E	12766.6	28	GRIFFIN, David	E	11871.9	50	GIBSON, Paul	A	10779.2
7	STRAUTINS, Carl	E	12760.3	29	WOODWARD, Don	S	11869.9	51	ZIMMERMAN, Christian	S	10714.3
8	MOORFIELD, Paul	E	12739.7	30	MERRYWEATHER, Brad	A	11840	52	KUSIAK, Ziggy	A	10665.2
9	NANCARROW, Jami	E	12737.7	31	KNACK, Karl	E	11825.7	53	STONE, Mark	A	10631.9
10	WOOD, Matt	E	12676.5	32	SCHULTZ, Trevor	A	11772.8	54	KENT, Bill	S	10572.8
11	WARMAN, Clive	E	12670.4	33	DRABBLE, Len	A	11769.1	55	ODDY, Hutton	A	10493.6
12	LENNON, Scott	E	12653.5	34	WOODWARD, Colin	S	11753.8	56	BRAND, Matthew	S	10394.2
13	LOWE, Matt	E	12624.8	35	HASKELL, Daniel	E	11674.8	57	WILSON, Bob	A	10372.8
14	BOTHERWAY, Kevin	E	12623.7	36	DUPUCHE, Tom	E	11625.2	58	BRAND, Guy	A	10358.6
15	O'REILLY, Mike	E	12623.2	37	TAYLOR, Michael	A	11558.3	59	SAFARIK, Ladislav	S	10052.7
16	HOUDALAKIS, Jim	E	12514.2	38	BARRENGER, Chris	E	11510.2	60	MURPHY, Jack	A	9503.2
17	CHABREL, Nick	E	12451.9	39	METZGER, Klaus	A	11500.9	61	POTTER, Greg	E	9381.4
18	CARTER, Gerry	E	12351.8	40	PASSALAQUA, Terry	S	11443.7	62	GUNN, Robert	S	8817.1
19	SIZER, Bernie	E	12318.1	41	PRATLEY, David	E	11438.1	63	FRIZELL, Mike	S	8486.8
20	MILWARD, Dave	A	12283.4	42	THOMAS, Connor	S	11322.6	64	WEATHERSTONE, Stephen	S	8345.4
21	VOAK, Gregg	E	12136.3	43	ADAMS, Chris	A	11280.2	65	LEWIS, Warren	A	8268.3
22	BOAG, Stephen	A	12039.9	44	SIMPSON, Andrew	S	11262.4	66	NORMAN, Graham	A	6812.8

F5J 8 Rounds, Drop 1

1	GRIFFIN, David	6788.6	15	BARRENGER, Chris	5505.5
2	BOTHERWAY, Kevin	6667.3	16	WOODWARD, Colin	5368.3
3	HOUDALAKIS, Jim	6477.5	17	METZGER, Klaus	5233.8
4	NANCARROW, Jamie	6456.4	18	STONE, Mark	5057.6
5	MEYER, Andrew	6428.6	19	DRABBLE, Len	4933.6
6	WILSON, Bob	6330	20	MOORFIELD, Paul	4490.2
7	ODDY, Hutton	6183	21	SAFARIK, Ladislav	4443.7
8	KEEP, Steve	6049.9	22	GIBSON, Paul	4371
9	SPAIN, David	5880.4	23	MERRYWEATHER, Brad	4340.3
10	STEVENSON, Phil	5817.5	24	RYAN, Gary	3921.6
11	LENNON, Scott	5810.6	25	MURPHY, Jack	3917.4
12	MAYHEW, Alan	5742.2	26	WEATHERSTONE, Stephen	3805.8
13	O'REILLY, Mike	5627	27	KENT, Bill	3649.8
14	PRATLEY, David	5543.9	28	FOX, Ken	1609.3

Nostalgia Glider 6 Rounds, Drop 1

1. Scott Lennon	2025	6. Mike Frizell	1430	11. Garry Whitfield	829
2. Chris Barrenger	1903	7. Simon Morris	1298	12. Ian Roach	692
3. Mike O'Reilly	1767	8. Marta Najfeld	1290	13. Warren Lewis	671
4. Karl Knack	1616	9. Manny Stouppos	1089	14. Darrel Blow	551
5. Gary Ryan	1564	10. Robert Gunn	933	15. Ken Fox	193

F3J Selection Trials 13 Rounds, Drop 1

		Final Score	Raw Score			Final Score	Raw Score
1	ARVANITAKIS, Theo	11981.5	12791.2	8	CARTER, Gerry	11641.6	12351.8
2	STRAUTINS, Carl	11979.8	12760.3	9	SIZER, Bernie	11600.7	12318.1
3	MEYER, Andrew	11951.4	12940	10	HASKELL, Daniel	11166.2	11674.8
4	KEEP, Steve	11931.4	12918.5	11	DUPUCHE, Tom	11035.8	11625.2
5	NANCARROW, Jamie	11852.6	12737.7	12	PRATLEY, David	10843.3	11438.1
6	LOWE, Matt	11829.5	12624.8	13	SPAIN, David	10499.1	11031.3
7	CHABREL, Nick	11777.6	12451.9				

2017 AUSTOUR Final

Rank	Name	Wentworth	Horsham	Armidale	Milang	Jerilderie	Series Total (Best 3)
1	Meyer, Andrew	0	99.23	0	98.04	100	297.27
2	Chabrel, Nick	98.12	97.6	0	97.46	96.23	293.18
3	O'Reilly, Mike	95.34	98.2	0	94.07	97.55	291.09
4	Houdalakis, Jim	94.89	98.75	0	91.12	96.71	290.35
5	Stent, Marcus	0	98.11	0	92.15	99.39	289.65
6	Dupuche, Tom	100	99.67	0	0	89.84	289.51
7	Nancarrow, Jamie	0	100	0	88.28	98.44	286.72
8	Moorfield, Paul	92.03	96.07	0	88.53	98.45	286.55
9	Carter, Gerry	83.11	93.58	92.24	96.34	95.45	285.37
10	Arvanitakis, Theo	93.74	0	0	92.51	98.85	285.1
11	Pratley, David	82.54	0	98.08	97.48	88.39	283.95
12	Potter, Greg	98.26	97.62	0	85.6	72.5	281.48
13	Haskell, Daniel	92.22	90.77	0	83.64	90.22	273.21
14	Schultz, Trevor	85.03	0	0	95.16	90.98	271.17
15	Morris, Simon	0	93.8	0	83.65	86.58	264.03
16	Stone, Mark	85.82	88.82	0	0	82.16	256.8
17	Blow, Darrel	89.18	66.19	0	80.57	86.63	256.38
18	Kent, Bill	77.11	94.9	0	66.82	81.71	253.72
19	Whitfield, Garry	69.09	0	0	83.7	92.16	244.95
20	Merryweather, Brad	0	86.31	0	58.84	91.5	236.65
21	Zimmerman, Christian	54.87	0	0	72.91	82.8	210.58
22	Gunn, Robert	0	70.96	0	69.04	68.14	208.14
23	Kusiak, Ziggy	0	40.34	0	84.79	82.42	207.55
24	Lewis, Warren	68.05	0	0	73.21	63.9	205.16
25	WARMAN, Clive	0	0	100	0	97.92	197.92
26	Botherway, Kevin	0	0	0	99.59	97.56	197.15
27	BLACKBURN, Hugh	0	0	0	94.02	92.32	186.34
28	WOODWARD, Colin	0	0	95.17	0	90.83	186
29	Faulkner, Ian	64.05	56.55	0	60.76	0	181.36
30	METZGER, Klaus	0	0	90.83	0	88.88	179.71
31	Drabble, Len	0	0	0	87.77	90.95	178.72
32	FOX, Ken	0	0	85.84	0	91.79	177.63
33	ODDY, Hutton	0	0	90.69	0	81.09	171.78
34	SPAIN, David	0	0	83.56	0	85.25	168.81

2017/2018 LSF Australia Executive

President/Secretary	Mike O'Reilly	Treasurer	William Kent
Simon Morris	LSF Registrar	Web Master	Chris Adams

The End